

FINISH & COLOR SCHEDULE

NO.	DESIGNATION	FLOOR	BASE	WAINSCOT	WALLS	CEILING	REMARKS	NO.	DESIGNATION	FLOOR	BASE	WAINSCOT	WALLS	CEILING	REMARKS
BASEMENT								FIRST FLOOR							
B-1	MEETING ROOM	CARPET	VINYL	NONE	S. PL. # CONC.	PLASTER	SEE DETAILS-DRAWING NO. 10 & 11. CORK WALL WILL BE 30" * SEE NOTE 130.11	B-72	TRANSFORMER VAULT	CONC. W/H	NONE	NONE	EXPOSED	EXPOSED	
B-2	LOBBY	CARPET	VINYL	NONE	S. PL. # WOOD	VEN. AC. T.	SEE DETAILS-DRAWING NO. 10 & 11.	B-70	CORRIDOR	V.A.	VINYL	NONE	PLASTER & GYP. BD.	AC. TILE	
B-3	STORAGE	V.A.	NONE	NONE	EXPOSED	EXPOSED		TYPICAL FLOOR							
B-4	ANTE ROOM	CARPET	VINYL	NONE	SAND PLASTER	VEN. AC. T.	SEE DETAILS-DRAWING NO. 10 & 11	101	LOBBY	TERRAZZO	VINYL	NONE	MARBLE & GLASS	SEE DETAILS-DWG. NO. 5128-18 & 5128-19	
B-5	CORRIDOR	CONC. W/H	NONE	NONE	EXPOSED	EXPOSED		102	STORAGE	CONC. W/H	NONE	NONE	EXPOSED	EXPOSED	
B-6	MECH.	CONC. W/H	NONE	NONE	EXPOSED	EXPOSED		103	W. MEN'S TOILET	CER. TILE	CER. TILE	NONE	CER. TILE	K.C. PL.	
B-7	STORAGE	CONC. W/H	NONE	NONE	EXPOSED	EXPOSED		104	W. WOMEN'S TOILET	CER. TILE	CER. TILE	NONE	CER. TILE	K.C. PL.	
B-8	PASSAGE	CARPET	VINYL	NONE	SAND PLASTER	VEN. AC. T.		105	VESTIBULE	CER. TILE	CER. TILE	NONE	PLASTER	PLASTER	
B-9	STORAGE	CONC. W/H	NONE	NONE	EXPOSED	EXPOSED		106	VESTIBULE	TERRAZZO	VINYL	NONE	PLASTER	AC. PL.	
B-10	TOILET	C. TILE	C. TILE	NONE	C. TILE	K.C. PL.		107	VESTIBULE	CER. TILE	CER. TILE	NONE	PLASTER	AC. PL.	
B-11	MEN'S TOILET	C. TILE	C. TILE	NONE	C. TILE	K.C. PL.	TOILET PARTITIONS B	108	C. WOMEN'S TOILET	CER. TILE	CER. TILE	NONE	C. TILE	K.C. PL.	
B-12	CORRIDOR	V.A.	VINYL	NONE	SAND PLASTER	AC. PL.	TOILET PARTITIONS B	109	C. MEN'S TOILET	CER. TILE	CER. TILE	NONE	C. TILE	K.C. PL.	
B-13	WOMEN'S TOILET	C. TILE	C. TILE	NONE	C. TILE	K.C. PL.	TOILET PARTITIONS B - COUNTER TOPS 12	110	VESTIBULE	TERRAZZO	VINYL	NONE	PLASTER	AC. PL.	
B-14	STORAGE	CONC. W/H	NONE	NONE	EXPOSED	EXPOSED		111	JANITOR	C. TILE	C. TILE	NONE	EXPOSED	PLASTER	
B-15	JANITOR	C. TILE	C. TILE	NONE	EXPOSED	EXPOSED		112	ELEC. CLOSET	CONC. W/H	NONE	NONE	EXPOSED	EXPOSED	
B-16	TEL. EQUIP. ROOM	V.A.	VINYL	NONE	EXPOSED	PLASTER		MECHANICAL							
B-17	TEL. CLOSET	CONC. W/H	NONE	NONE	EXPOSED	EXPOSED		M-1	CORRIDOR	CONC. W/H	NONE	NONE	EXPOSED	EXPOSED	
B-18	ELEC. CLOSET	CONC. W/H	NONE	NONE	EXPOSED	EXPOSED		M-2	STORAGE	CONC. W/H	NONE	NONE	EXPOSED	PLASTER	
B-19	TRASH ROOM	CONC. W/H	NONE	NONE	EXPOSED	EXPOSED		M-3	STORAGE	CONC. W/H	NONE	NONE	EXPOSED	EXPOSED	
B-20	PARTS STORAGE	CONC. W/H	NONE	NONE	EXPOSED	EXPOSED		M-4	FAN ROOM	CONC. W/H	NONE	NONE	EXPOSED	EXPOSED	
B-21	SHOP	CONC. W/H	NONE	NONE	EXPOSED	EXPOSED		M-5	TOILET	V.A.	VINYL	NONE	EXPOSED	K.C. PL.	
B-22	ELEV. LOBBY	V.A.	VINYL	NONE	SAND PLASTER	AC. PL.	ELEVATOR DOORS BLACK	M-6	ELEC. CLOSET	CONC. W/H	NONE	NONE	EXPOSED	EXPOSED	
B-23	CORRIDOR	V.A.	VINYL	NONE	SAND PLASTER	AC. PL.		M-7	ROLLER ROOM	CONC. W/H	NONE	NONE	EXPOSED	EXPOSED	
B-24	STORAGE	CONC. W/H	NONE	NONE	EXPOSED	EXPOSED		M-8	ENGINEER'S OFFICE	V.A.	VINYL	NONE	EXPOSED	PLASTER	
B-25	MECH.	CONC. W/H	NONE	NONE	EXPOSED	EXPOSED		M-9	ELEV. MACH. ROOM	CONC. W/H	NONE	NONE	EXPOSED	EXPOSED	
B-26	ELECTRICAL	CONC. W/H	NONE	NONE	EXPOSED	EXPOSED		PENTHOUSE							
B-27	DINING & RECREATION	V.A.	VINYL	NONE	PLASTER	AC. TILE	SOUTH WALL TO BE 34	P-1	ELEV. MACH. ROOM	CONC. W/H	NONE	NONE	EXPOSED	EXPOSED	
B-28	CLOSET	CARPET	VINYL	NONE	SAND PLASTER	AC. TILE		P-2	T.V. EQUIP. ROOM	CONC. W/H	NONE	NONE	EXPOSED & PL.	EXPOSED	
B-29	JANITOR	C. TILE	C. TILE	NONE	EXPOSED	PLASTER		P-3	PASSAGE	CONC. W/H	NONE	NONE	EXPOSED & PL.	EXPOSED	
B-30	CORRIDOR	V.A.	VINYL	NONE	PLASTER	AC. TILE									
B-31	OPERATIONS & CONF. RM.	V.A.	VINYL	NONE	PLASTER	AC. TILE									
B-32	ATTACK WARNING	V.A.	VINYL	NONE	PLASTER & GYP. BD.	AC. TILE	SOUTH WALL TO BE 34								
B-33	MESSAGE CENTER	V.A.	VINYL	NONE	PLASTER & GYP. BD.	AC. TILE	PLASTER ON CONC. & CONC. BLK.								
B-34	TELETYPE	V.A.	VINYL	NONE	PLASTER & GYP. BD.	AC. TILE	PLASTER ON CONC. & CONC. BLK.								
B-35	OFFICE	V.A.	VINYL	NONE	PLASTER & GYP. BD.	AC. TILE	PLASTER ON CONC.								
B-36	OFFICE	V.A.	VINYL	NONE	PLASTER & GYP. BD.	AC. TILE	PLASTER ON CONC.								
B-37	COMMUNICATIONS & MAINT.	V.A.	VINYL	NONE	PLASTER & GYP. BD.	AC. TILE	PLASTER ON CONC. & CONC. BLK.								
B-38	BROADCAST ROOM	V.A.	VINYL	NONE	PLASTER	AC. TILE									
B-39	OFFICE	V.A.	VINYL	NONE	PLASTER & GYP. BD.	AC. TILE	PLASTER ON CONC. & CONC. BLK.								
B-40	OFFICE	V.A.	VINYL	NONE	PLASTER & GYP. BD.	AC. TILE	PLASTER ON CONC.								
B-41	WAITING & SIENO. AREA	V.A.	VINYL	NONE	PLASTER & GYP. BD.	AC. TILE	PLASTER ON CONC.								
B-42	MEDICAL & MORTUARY	V.A.	VINYL	NONE	PLASTER & GYP. BD.	AC. TILE	PLASTER ON CONC.								
B-43	OFFICE	V.A.	VINYL	NONE	PLASTER & GYP. BD.	AC. TILE	PLASTER ON CONC.								
B-44	OFFICE	V.A.	VINYL	NONE	PLASTER & GYP. BD.	AC. TILE	PLASTER ON CONC.								
B-45	OFFICE	V.A.	VINYL	NONE	PLASTER & GYP. BD.	AC. TILE	PLASTER ON CONC.								
B-46	OFFICE	V.A.	VINYL	NONE	PLASTER & GYP. BD.	AC. TILE	PLASTER ON CONC.								
B-47	SECRETARY	V.A.	VINYL	NONE	PLASTER & GYP. BD.	AC. TILE	PLASTER ON CONC.								
B-48	GOVERNOR'S OFFICE	V.A.	VINYL	NONE	PLASTER & GYP. BD.	AC. TILE	PLASTER ON CONC.								
B-49	CONFERENCE	V.A.	VINYL	NONE	PLASTER & GYP. BD.	AC. TILE	PLASTER ON CONC. & CONC. BLOCK.								
B-50	TOILET	C. TILE	C. TILE	NONE	KEBNE'S CEM. PL.	K.C. PL.									
B-51	SUPPLIES	V.A.	VINYL	NONE	PLASTER	PLASTER	WOOD SUBVES. PAINTED SAME AS WALL								
B-52	INFIRMARY	V.A.	VINYL	NONE	PLASTER	AC. TILE									
B-53	MEN'S BUNK ROOM	CONC. W/H	NONE	NONE	EXPOSED	EXPOSED									
B-54	MEN'S TOILET	C. TILE	C. TILE	4" MIN. *	EXPOSED	EXPOSED	* CERAMIC TILE BEHIND URINALS - WALL TO TOILET PARTITION. TOILET PARTITIONS B								
B-55	WOMEN'S TOILET	C. TILE	C. TILE	NONE	EXPOSED	EXPOSED	TOILET PARTITIONS B								
B-56	WOMEN'S BUNK ROOM	CONC. W/H	NONE	NONE	EXPOSED	EXPOSED									
B-57	VESTIBULE	CONC. W/H	VINYL	NONE	EXPOSED	EXPOSED									
B-58	WOMEN'S DECONTAM.	C. TILE	C. TILE	NONE	EXPOSED	EXPOSED									
B-59	WASH & DRY	CONC. W/H	NONE	NONE	EXPOSED	EXPOSED									
B-60	C.C.	CONC. W/H	NONE	NONE	EXPOSED	EXPOSED									
B-61	PASSAGE	CONC. W/H	NONE	NONE	EXPOSED	EXPOSED									
B-62	ISSUE	CONC. W/H	NONE	NONE	EXPOSED	EXPOSED									
B-63	MEN'S DECONTAM.	C. TILE	C. TILE	NONE	EXPOSED	EXPOSED									
B-64	MECHANICAL	CONC. W/H	NONE	NONE	EXPOSED	EXPOSED									
B-65	STORAGE	CONC. W/H	NONE	NONE	EXPOSED	EXPOSED									
B-66	KITCHEN	V.A.	VINYL	NONE	PLASTER	EXPOSED									
B-67	CORRIDOR	CONC. W/H	NONE	NONE	EXPOSED	EXPOSED									
B-71	VESTIBULE	C. TILE	C. TILE	NONE	KEBNE'S CEM. PL.	K.C. PL.	* ONE WALL & TILE - NO. 6, BASE NO. 7.								

NOTE:

- PROVIDE 2" G. CEILING IN ENTRANCE TO STAIR WELLS OF FIRST FLOOR - AC. PLASTER - WALLS PLASTER
- UNLESS OTHERWISE NOTED, ALL DOOR BUICKS SHALL BE PAINTED TO MATCH WALLS IN WHICH THEY OCCUR.
- DOORS IN SPACES B-1, B-2, B-3, B-4, B-5, B-14, B-22 & B-23 SHALL BE COLOR NO. 37. ALL OTHER DOORS EXCEPT IN CIVIL DEFENSE, SHALL BE PAINTED NO. 17. BUICKS SHALL BE PAINTED NO. 4.
- DOORS IN CIVIL DEFENSE AREA SHALL BE PAINTED NO. 32 WITH BUICKS PAINTED AS NOTED IN NOTE 3.
- DOORS & BUICKS OF CORE (TYPICAL FLOORS, ELEV. LOBBY & GEN. OFFICE AREA 5103) SHALL BE PAINTED NO. 29. BUICKS FOR STAIRS WITHIN THE CORE SHALL BE PAINTED TO MATCH WALLS WITHIN NO. 29.
- END WALLS OF ELEVATOR LOBBIES SHALL BE COLORS 19 THRU 30. SEE GENERAL COLOR NOTES BELOW.
- CORRIDOR B-12 & B-23, ELEVATOR LOBBY B-22, LOBBY B-2, AUTO RM. B-6, PASSAGE B-3, LOBBY 101, PAINT DOWN LIGHT FIXTURES TO MATCH CEILING.
- MEETING ROOM B-1, PAINT CEILING & BEAMS & WALLS ABOVE EGG CRATE CL.
- VESTIBULES SPACES 106, 110 & ENTRANCE VESTIBULES TO STAIRS TO BE PAINTED IN RANGE TERRAZZO ON SAND BASE.
- RUBBER TREADS & LANDING STAIR #1 & #2 WALLS & CEILING PAINTED - ALL FLOORS.
- PAINT WALLS & INSULATION ON UNDER SIDE OF SLAB ABOVE PLASTIC CEILING, COLOR TO BE SELECTED BY THE ARCHITECT.

DRY WALL PARTITIONS
4" & 5" THRU 12" THRU FLOORS

7500 LIN. FEET OF PARTITIONS, 8'-8" HIGH.
110 CORRIDOR DOORS, HARDWARE SET NO. 28.
1800 CORRIDOR OFFICE DOORS, HARDWARE SET NO. 29.
20 COMMUNICATING DOORS, HARDWARE SET NO. 30.

ALL DOORS TO BE TYPE 18, 310" x 710" x 1 3/4" THICK, PAINT GRADE WOOD WITH METAL BUICKS FULL CL. HT. & OVERDOORS ABOVE. SEE SHEET 2. ALTERNATE - SEE SPECIFICATIONS FOR MOVABLE TYPE PARTITION ALTERNATE.

GENERAL NOTES

ELEVATORS (AND ENTRANCE DOORS) TO BE FURNISHED AND INSTALLED UNDER SEPARATE CONTRACT.

GENERAL COLOR NOTES

COLOR	DESCRIPTION	COLOR	DESCRIPTION
1	KENTILE VINYL ASBESTOS "CHARTRES" 1107	31	PEE GEE "MELLOW TAN" 19-48-D
2	KENTILE VINYL WALL PAPER "RENOUVE BLACK" 340	32	PEE GEE "ROMAINE" 10-27-F
3	VICTREX CHINA WHITE 10-1	33	KENTILE "PREMIER" 1104
4	PEE GEE "CAMEO BERRY" 19-41-C	34	PEE GEE "GOLD MUSTARD" 8-31-D
5	THE MOSAIC TILE CO. 102 DARK BROWN - VELVETEX MOSAICS 1" x 1"	35	OMITTED
6	THE MOSAIC TILE CO. 1861 WHITE EVERTEX MOSAICS 1" x 1"	36	CONGOLEUM - NAIRN "BEACH GREY" BCG
7	THE MOSAIC TILE CO. 1861 WHITE EVERTEX MOSAICS 1" x 1"	37	GEORGIA PACIFIC "TEAK" PLYWOOD
8	SANVMETAL "60 WHITE"	38	PAINTED TO MATCH "DORANDIC" ALUM. COLOR # 5128 (BRONZE)
9	PEE GEE "WHITE MIST" 19-34-D	39	BLACK PAINT SEMI-GLOSS
10	THE MOSAIC TILE CO. 146 HARVEST RANGE GRANITEX MOSAICS 1" x 1" CB15		
11	OMITTED		
12	MICARTA "ALPINE WHITE" 90M13		
13	B.F. GOODRICH CO. 152 TAPESTRY BROWN		
14	THE MOSAIC TILE CO. 146 HARVEST RANGE GRANITEX MOSAICS 1" x 1" CB15		
15	THE MOSAIC TILE CO. 182 DARK BROWN VELVETEX MOSAICS 1" x 1" CB15		
16	OMITTED		
17	PEE GEE "JUNIPER BERRY" 18-25-J		
18	PEE GEE "BROWN COKE" 14-55-B		

VICTREX VINYL WALL COVERING AT END OF ELEV. LOBBY, 19 THRU 30

19 2ND FL. TULIP 1534
20 1ST FL. VERMILION 5068
21 4TH FL. VIBRANT GREEN 7204
22 5TH FL. FANTASY 4042
23 6TH FL. REGIMEN. RED 5191
24 7TH FL. CHRYSALITE 7037
25 8TH FL. TANGIER 1605
26 9TH FL. GREEN GOLD 7128
27 10TH FL. MUSTARD 1798
28 11TH FL. CORNET BLUE 4131
29 12TH FL. PERSIMMON 5185
30 OMITTED

AS-BUILT DRAWING


I hereby certify that all changes from the original drawings, if any, are accurately indicated hereon and that the installation has been made accordingly.

SEP 27 1968
CONGREES CONSTRUCTION COMPANY
3500 COLONY FOREST DRIVE
COLUMBIA, S.C.

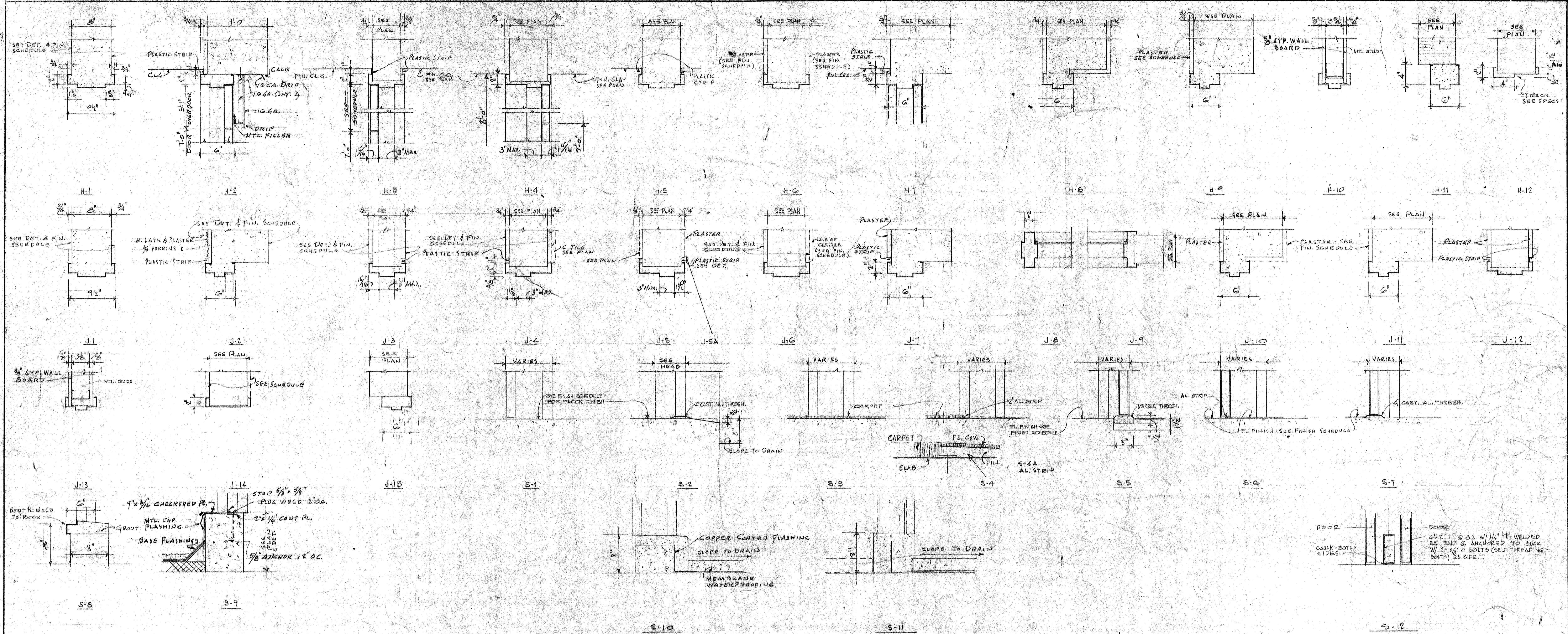
John C. Gorman

EXTERIOR FINISHES

A - MARBLE - "TACONIC WHITE" OR "ALABAMA WHITE"
B - TERRAZZO - PLATE NO. 200 & PLATE NO. 222
C - ALUMINUM FINISH - OXIDIZING NO. 925 & 926 OR KALCOLO NO. 5245 & 6345.
D - CONCRETE - ALL EXPOSED CONCRETE PAINTED OFF WHITE EXCEPT CONCRETE BELOW 3' HIGH WALL AROUND PLAZA TO BE PEE GEE 14-55B - BROWN COKE.



REVISIONS LOCATION DESCRIPTION DATE BY APP.			REVISIONS LOCATION DESCRIPTION DATE BY APP.			APPROVALS F. G. FRANKLIN CHIEF ENGINEER R. FRENCH, A.I.A. PROJECT ARCHITECT S. O. BAESSEL, A.I.A. ARCHITECTURAL DESIGN			PROJECT STATE OFFICE BUILDING COLUMBIA, SOUTH CAROLINA DATE 11-1-63 FILE NO. S-128 DIVISION ARCHITECTURAL SHEET OF 20		
LYLES, BISSETT, CARLISLE & WOLFF ARCHITECTS - ENGINEERS COLUMBIA, S.C. - WASHINGTON, D.C.									DRAWING NUMBER <u>S-128-1</u>		



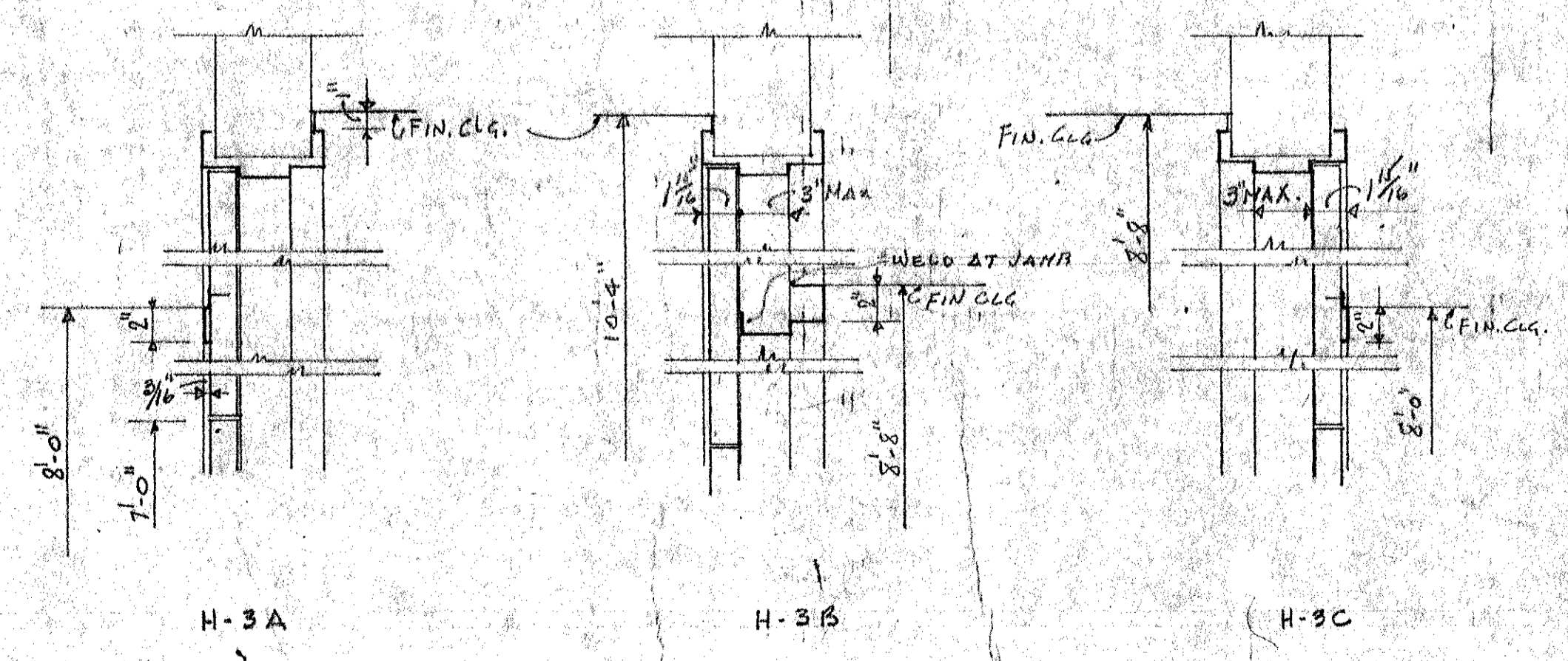
DOOR BUCK DETAILS

SCALE: 1/2" = 1'-0"
 NOTE: SEES SPECS. FOR ANCHORAGE.
 FILL BUCKS WITH GROUT.

GENERAL NOTE:
 CONTRACTOR HAS OPTION TO USE U-BLOCKS OR PRE-CAST CONC. IN AREA THAT ARE EXPOSED-POURED IN PLACE CONC. MAY BE USED IN UNEXPOSED AREA.

LINTEL SCHEDULE


WALL THICKNESS	OPNG WIDTH	LINTEL SIZE & MATERIAL
4"	UP TO 3'-4"	3 5/8" x 7 5/8" CONC. W/ 1 # 3 BTM. & 1 # 2 TOP
4"	3'-4" TO 6'-4"	3 5/8" x 7 5/8" CONC. W/ 1 # 4 BTM. & 1 # 2 TOP
4"	6'-4" TO 8'-0"	3 5/8" x 7 5/8" CONC. W/ 1 # 4 BTM. & 1 # 2 TOP
6"	UP TO 3'-4"	5 5/8" x 7 5/8" CONC. W/ 2 # 3 BTM.
6"	3'-4" TO 6'-4"	5 5/8" x 7 5/8" CONC. W/ 2 # 4 BTM. & 2 # 2 TOP
6"	6'-4" TO 8'-0"	5 5/8" x 7 5/8" CONC. W/ 2 # 4 BTM. & 2 # 2 TOP
8"	UP TO 3'-4"	7 5/8" x 7 5/8" CONC. W/ 2 # 4 BTM.
8"	3'-4" TO 6'-4"	7 5/8" x 7 5/8" CONC. W/ 2 # 4 BTM. & 2 # 2 TOP
8"	6'-4" TO 8'-0"	7 5/8" x 7 5/8" CONC. W/ 2 # 4 BTM. & 2 # 2 TOP
12"	UP TO 3'-4"	11 5/8" x 7 5/8" CONC. W/ 3 # 4 BTM.
12"	3'-4" TO 6'-4"	11 5/8" x 7 5/8" CONC. W/ 3 # 4 BTM. & 3 # 2 TOP
12"	6'-4" TO 8'-0"	11 5/8" x 7 5/8" CONC. W/ 3 # 4 BTM. & 3 # 2 TOP



AS-BUILT DRAWING

I hereby certify that all changes from the original drawings, if any, are accurately indicated herein, and that the installation has been made accordingly.

SEP 22 1963
 CONBAREE CONSTRUCTION COMPANY
 2530 COLONY FOREST DRIVE
 COLUMBIA, S.C.
 JOHN C. GWINN



DRAWING NUMBER

REVISIONS	DESCRIPTION	DATE	BY	APP.

APPROVALS	DATE	BY	APP.
F. G. FRANKLIN			
R. FRENCH, A.I.A.			
S. O. BARBER			

LYLES, BISSETT, CARLISLE & WOLFF ARCHITECTS - ENGINEERS COLUMBIA, S.C. - WASHINGTON, D.C.

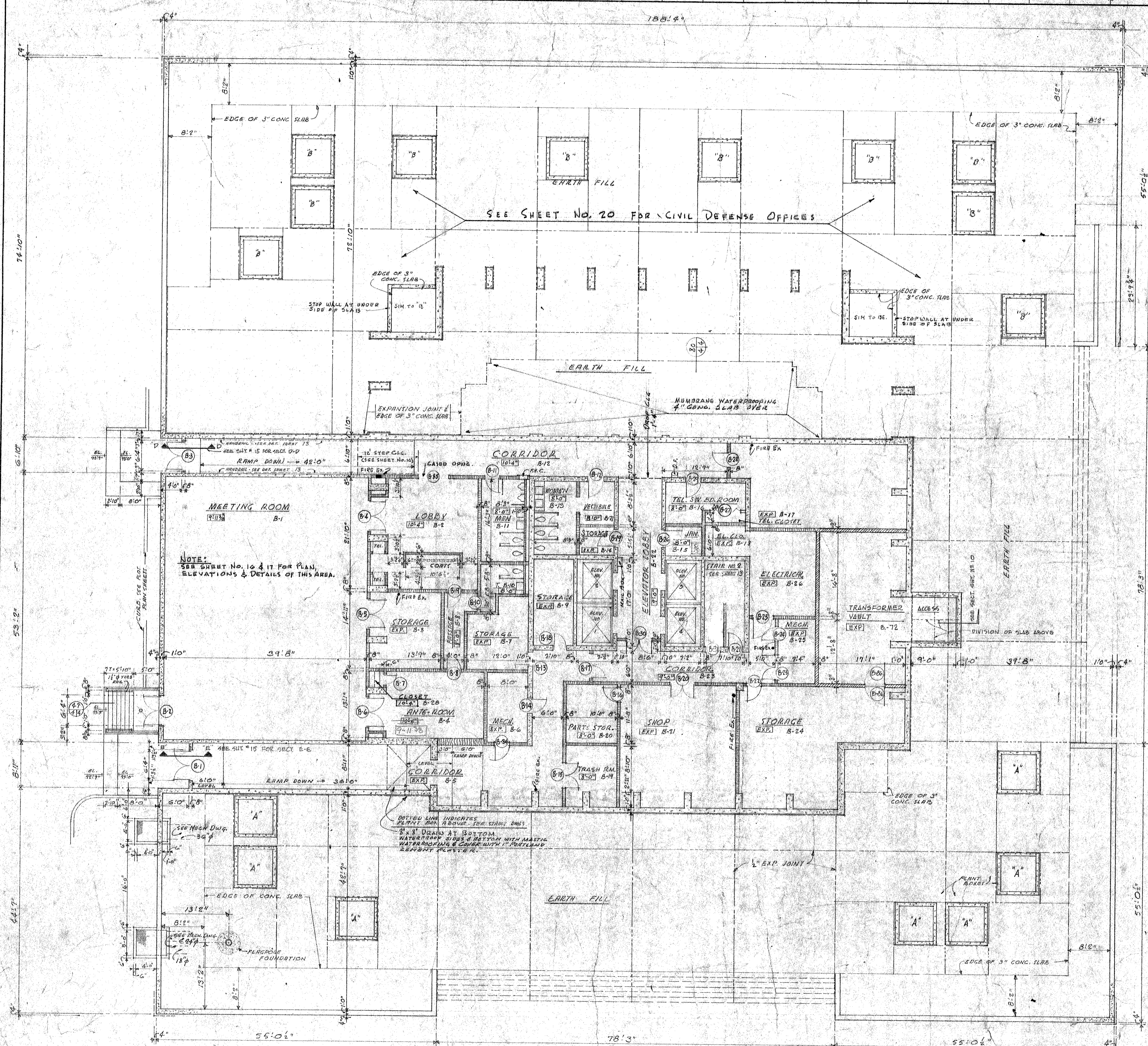
lbcgw

PROJECT
 STATE OFFICE BUILDING
 COLUMBIA, SOUTH CAROLINA

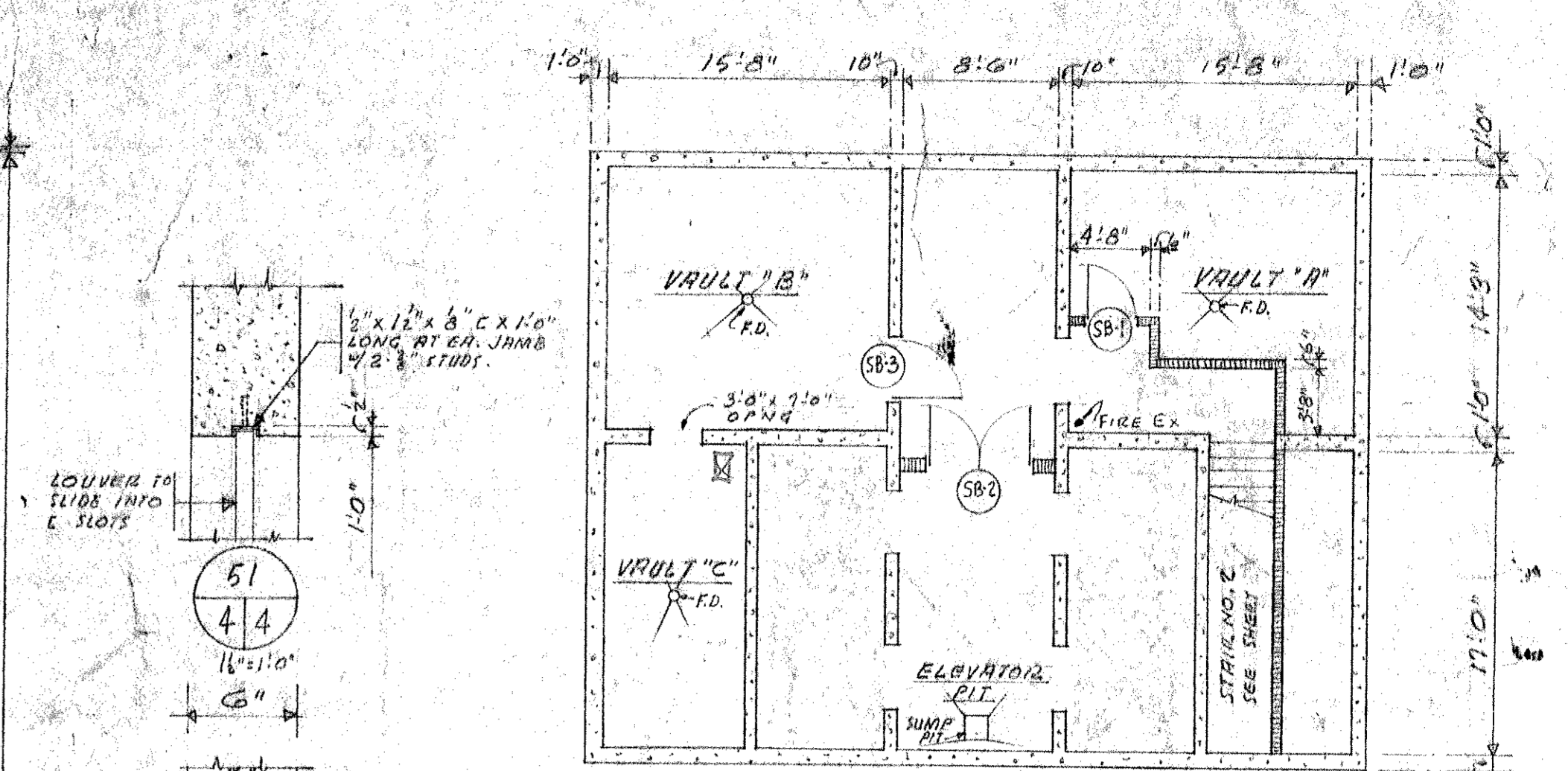
SHEET TITLE
 DOOR BUCK DETAILS -

DRAWING NUMBER
 3

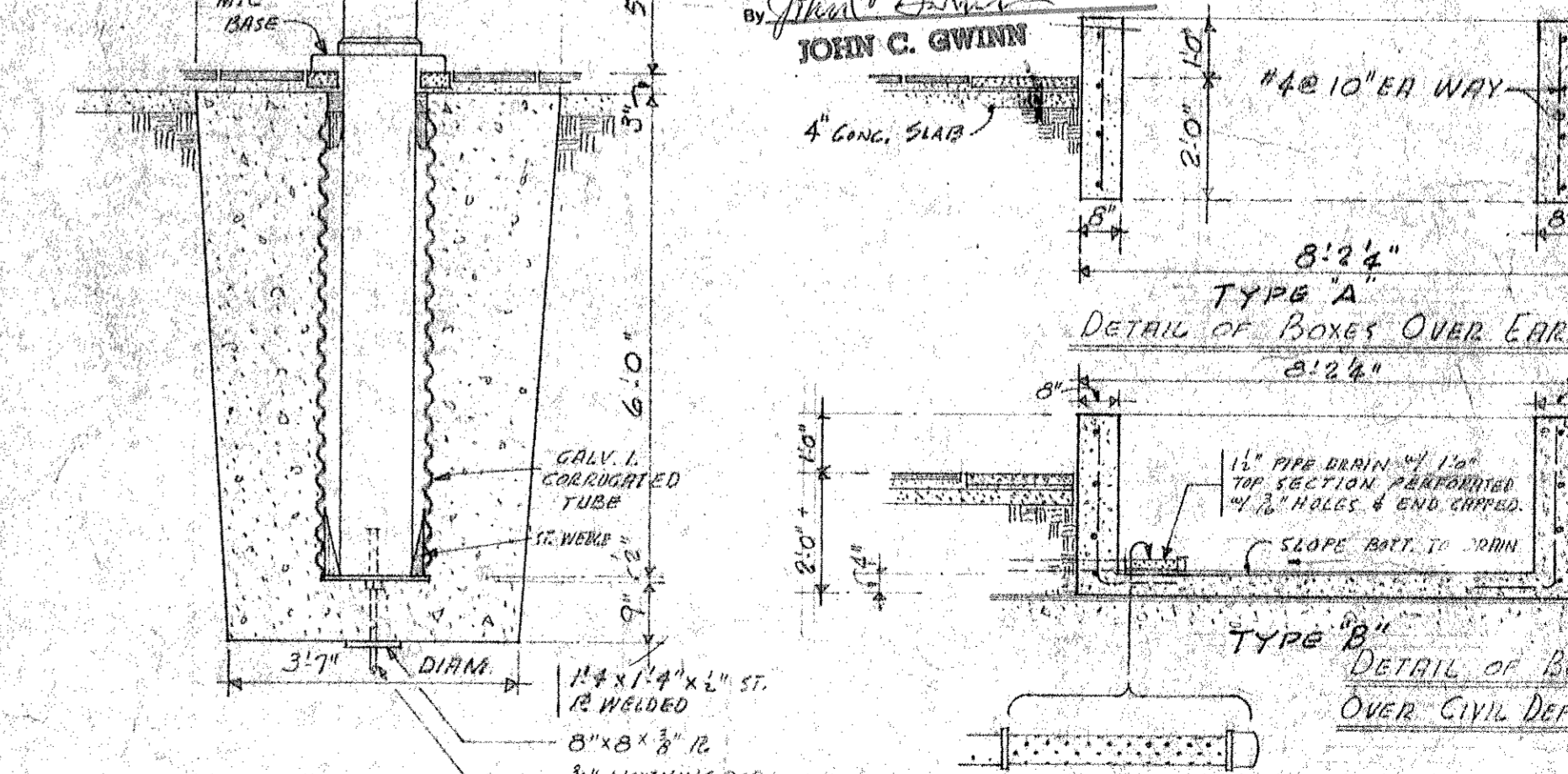
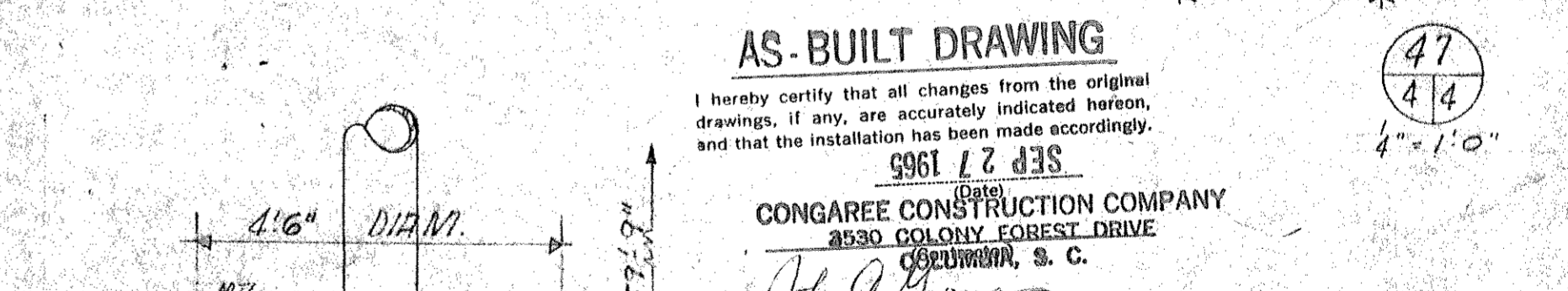
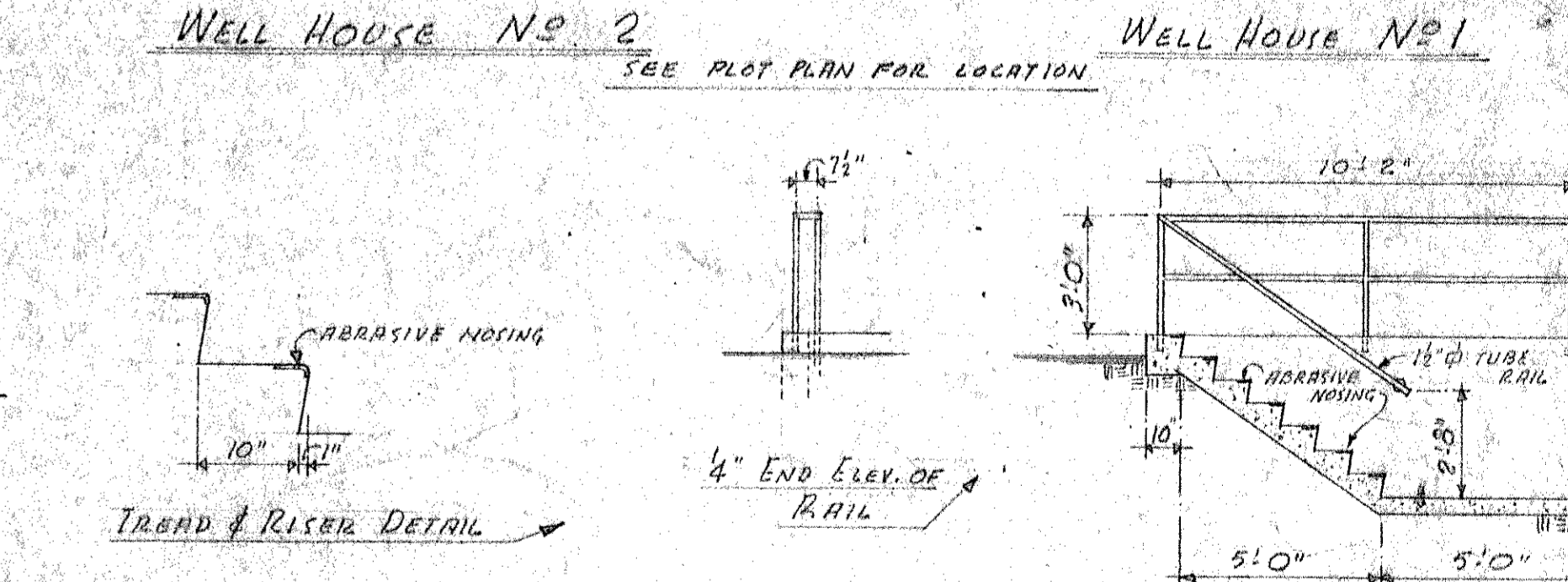
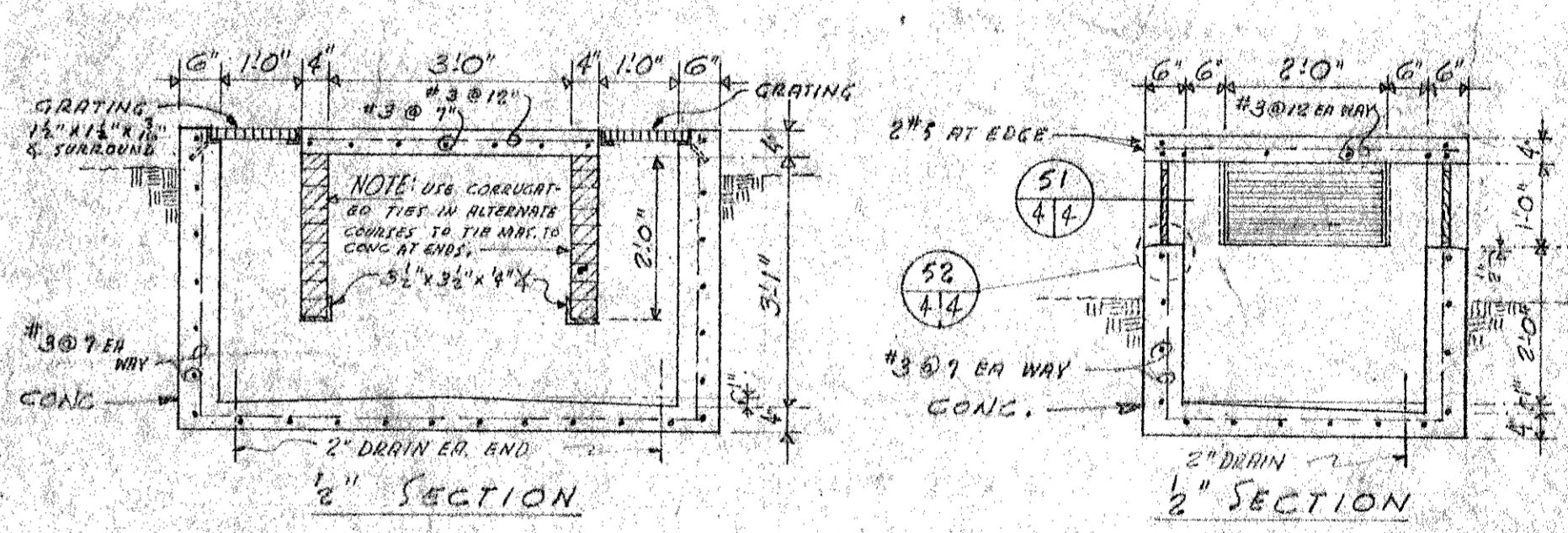
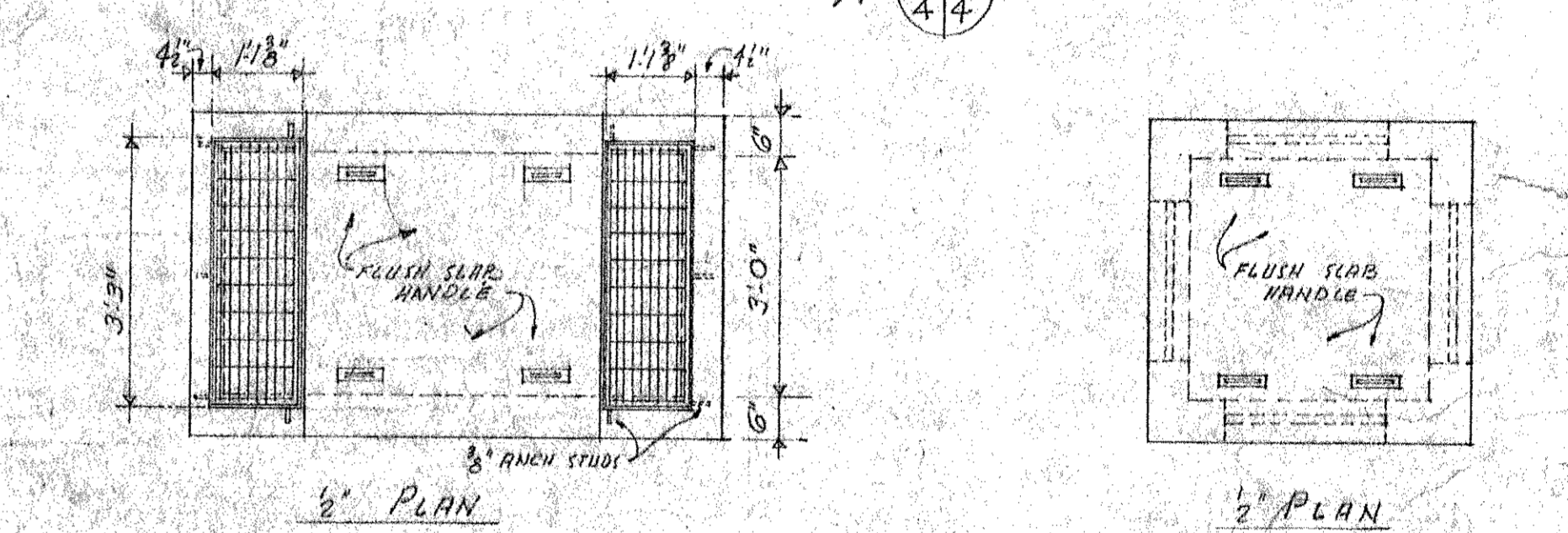
DATE 11-1-63 FILE NO. S-128 DIVISION ARCHITECTURAL



BASEMENT PLAN - 8'-10"



6" PLAN OF VAULTS & ELEVATOR PIT (SUB-BASEMENT)

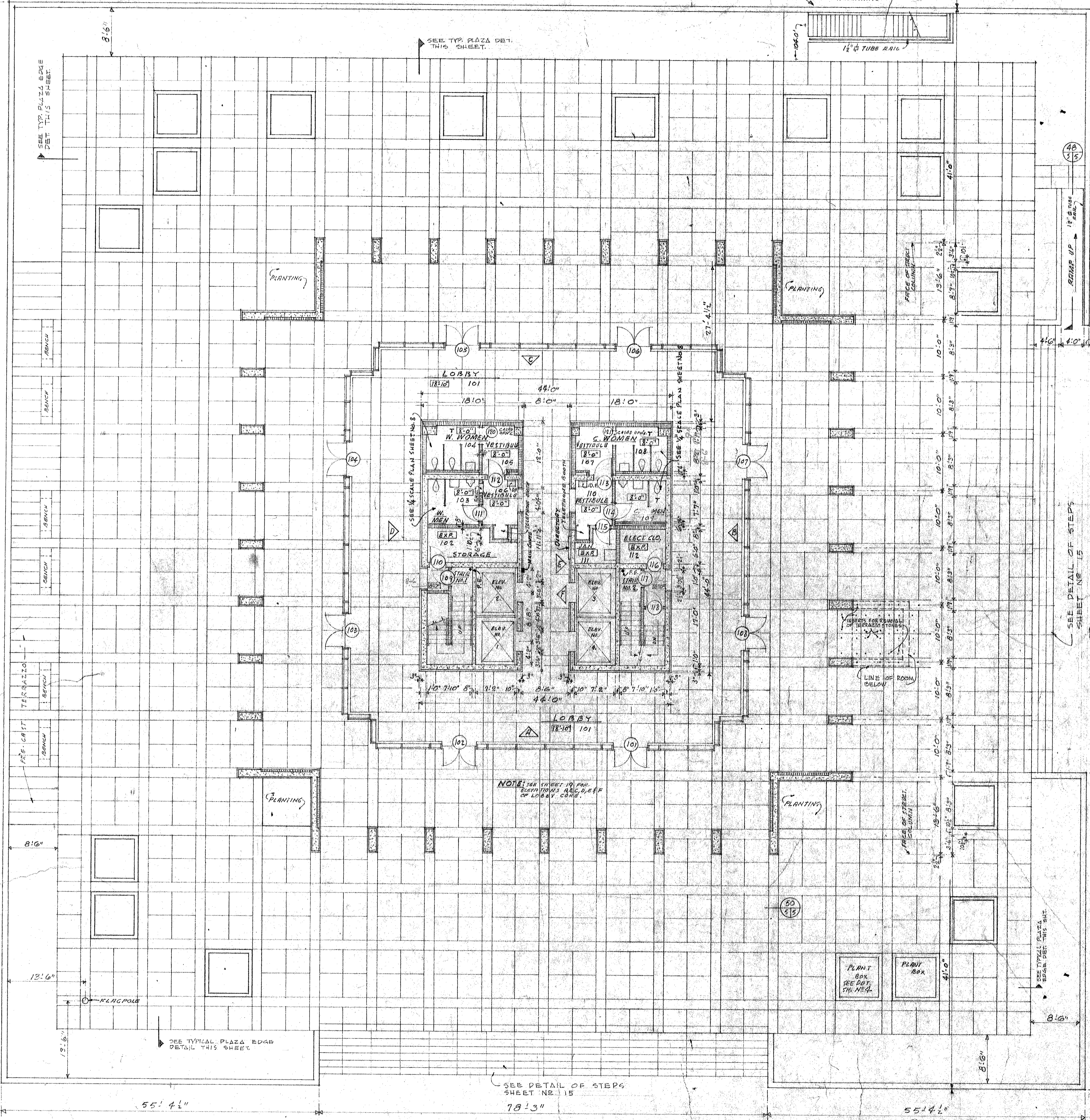


LEGEND OF 3" CONG. SLAB ON COMPACTED FILL
 PERIMETER OF 4" CONG. SLAB
 1/2" EXPANSION JOINT IN SLAB

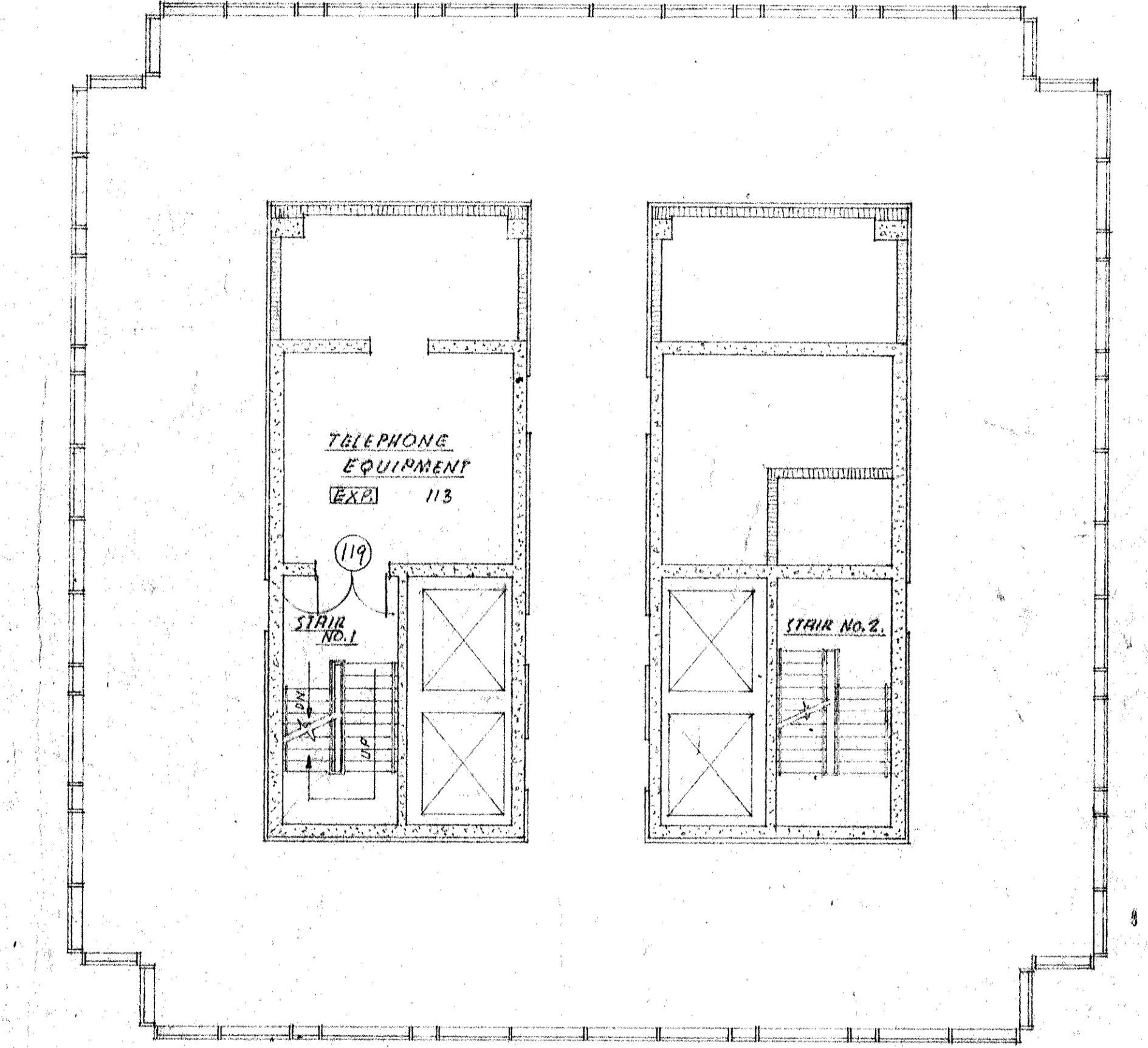
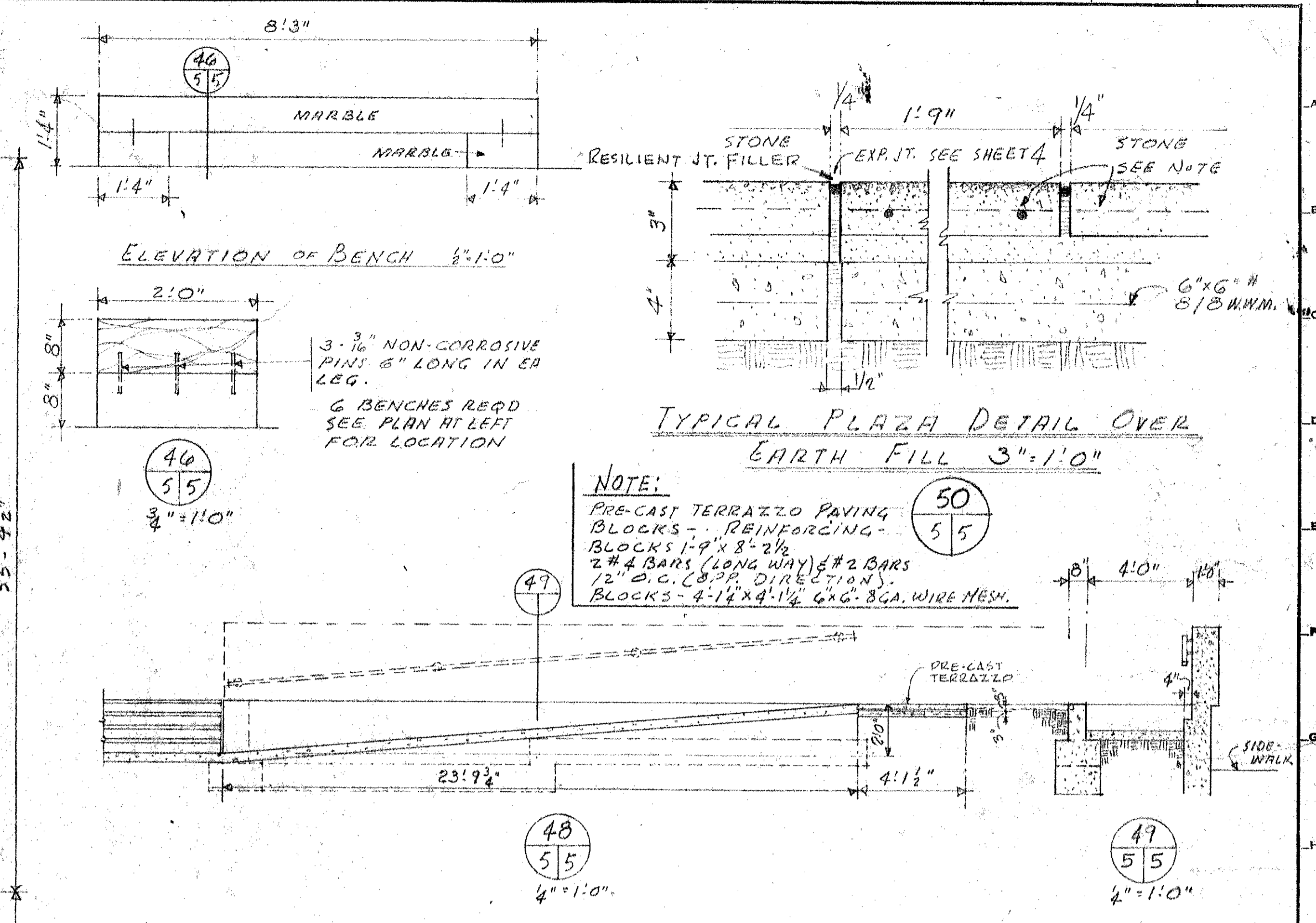
REVISIONS	APPROVALS						
LOCATION	DATE	BY	APP.	LOCATION	DATE	BY	APP.

LYLES, BISSETT, CARLISLE & WOLFE ARCHITECTS - ENGINEERS
 COLUMBIA, S. C. - WASHINGTON, D. C.

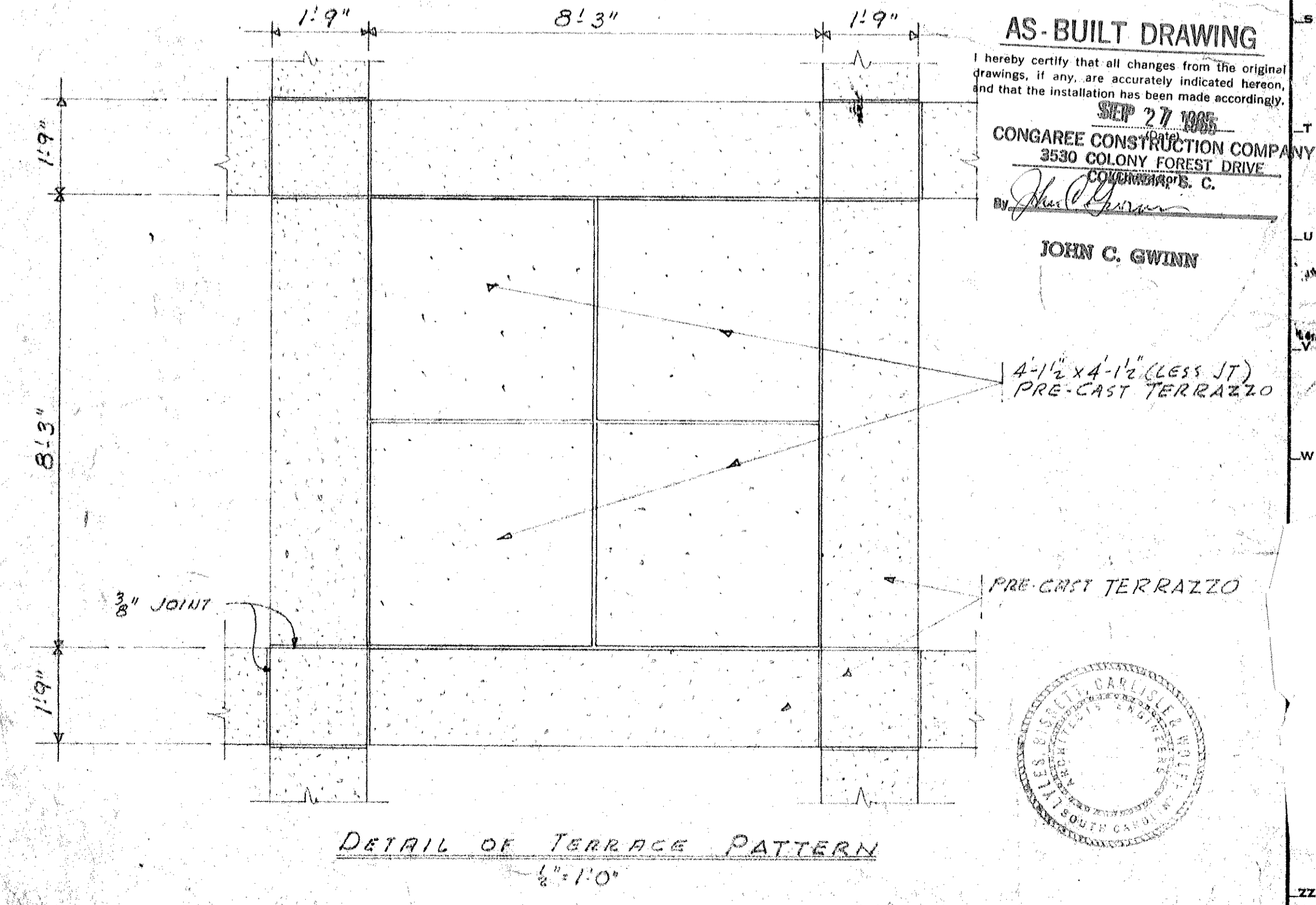
PROJECT: STATE OFFICE BUILDING, COLUMBIA, SOUTH CAROLINA
 SHEET TITLE: BASEMENT PLAN - & MISC. DETAILS
 DRAWING NUMBER: 5122-4



3/8" FIRST FLOOR PLAN
(SENATE STREET SIDE)



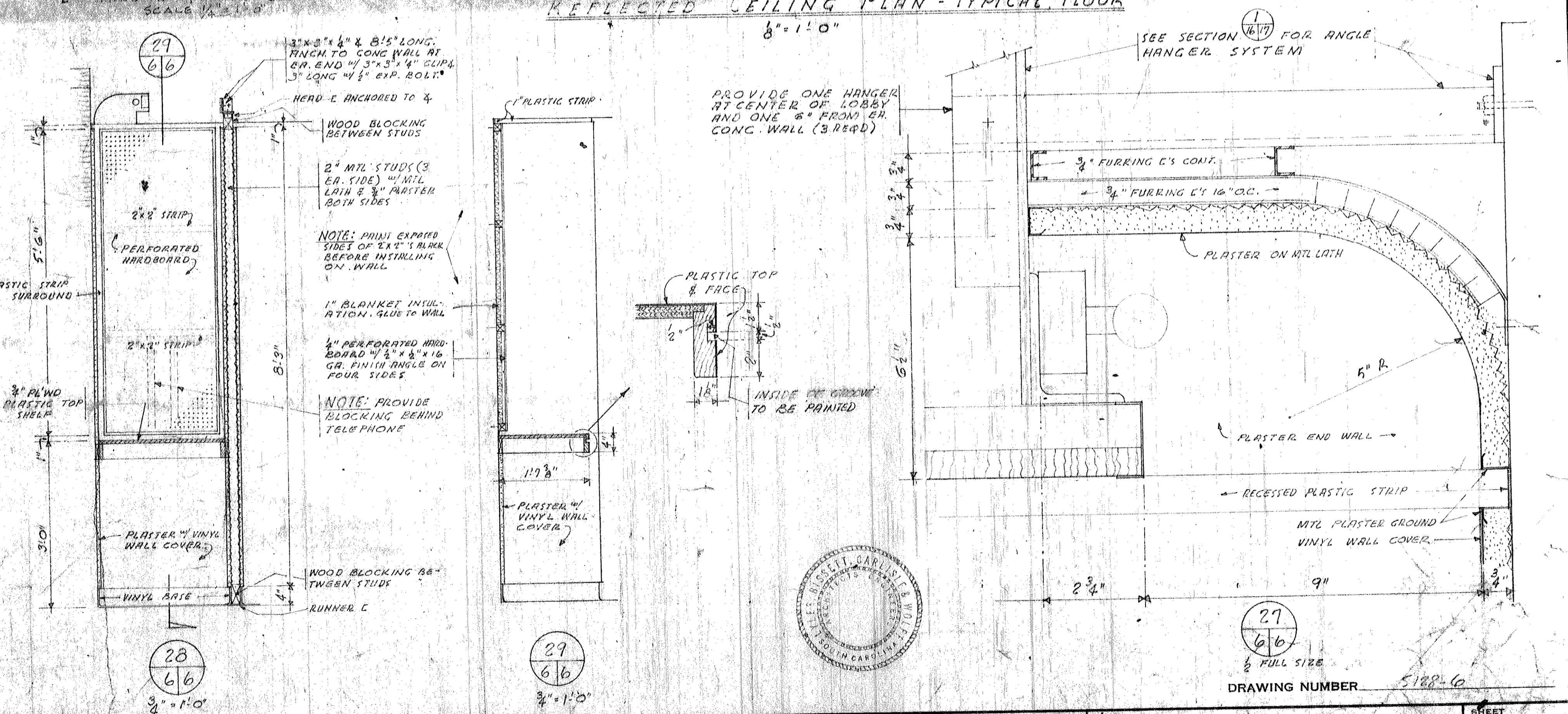
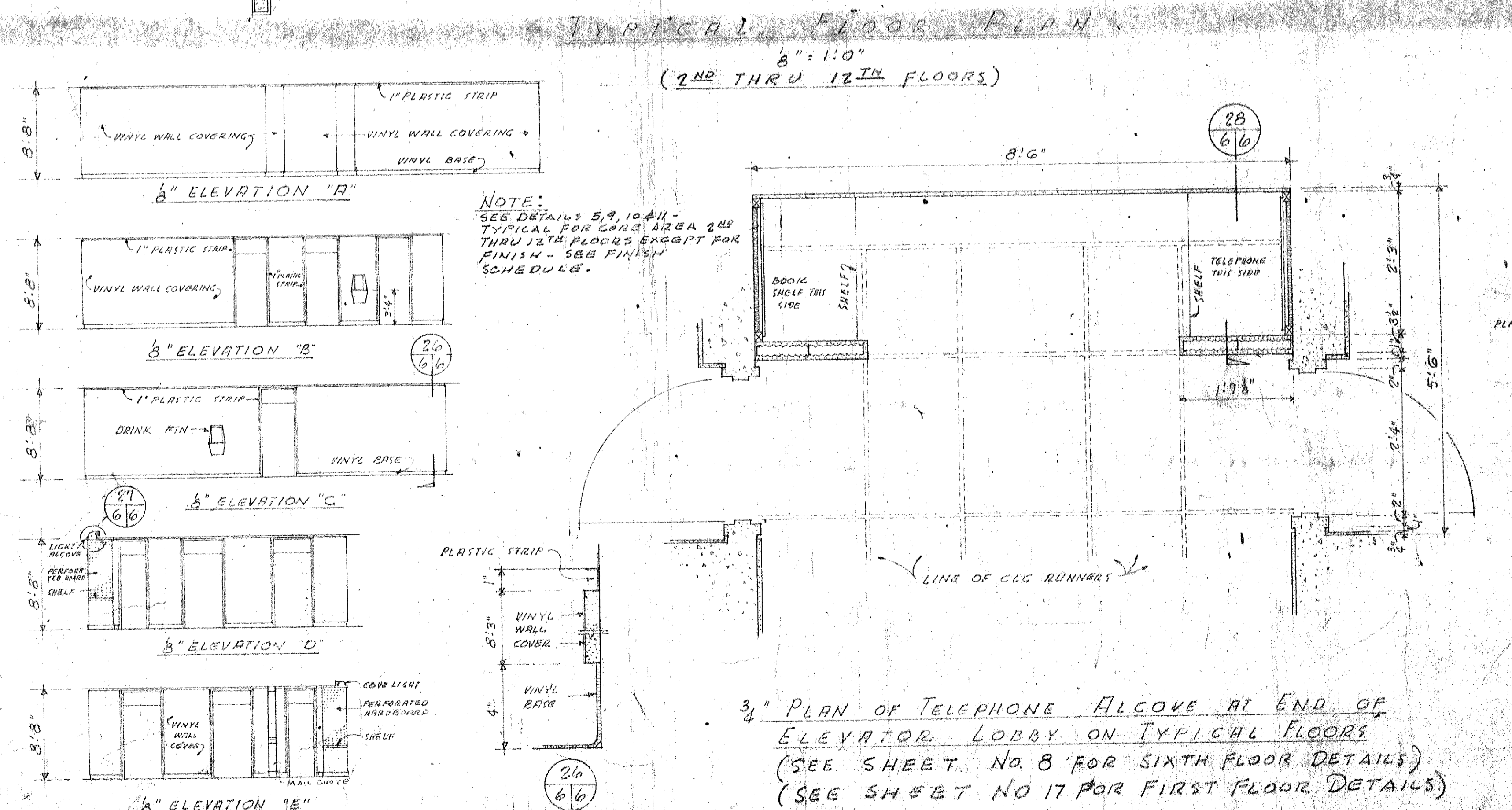
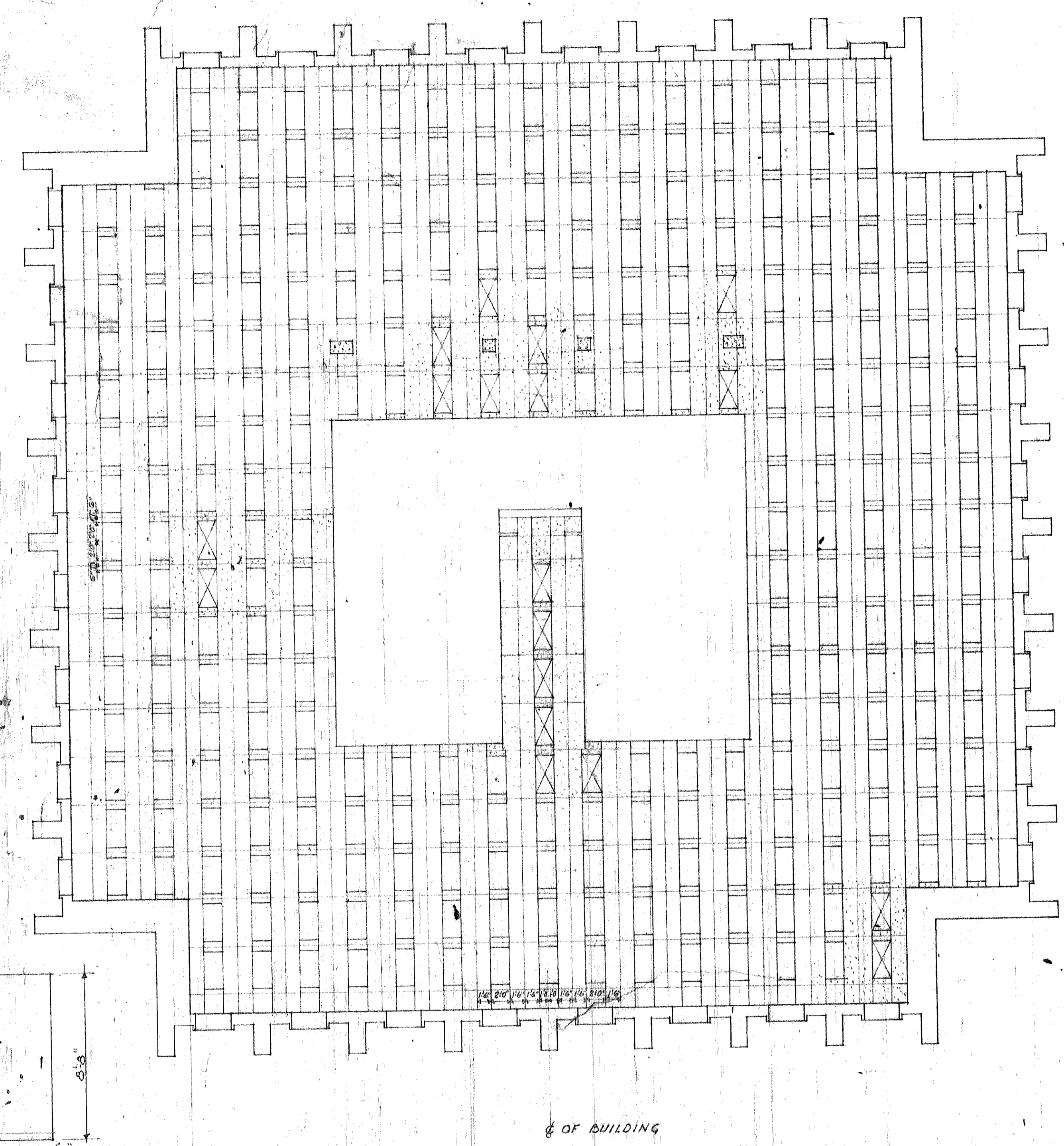
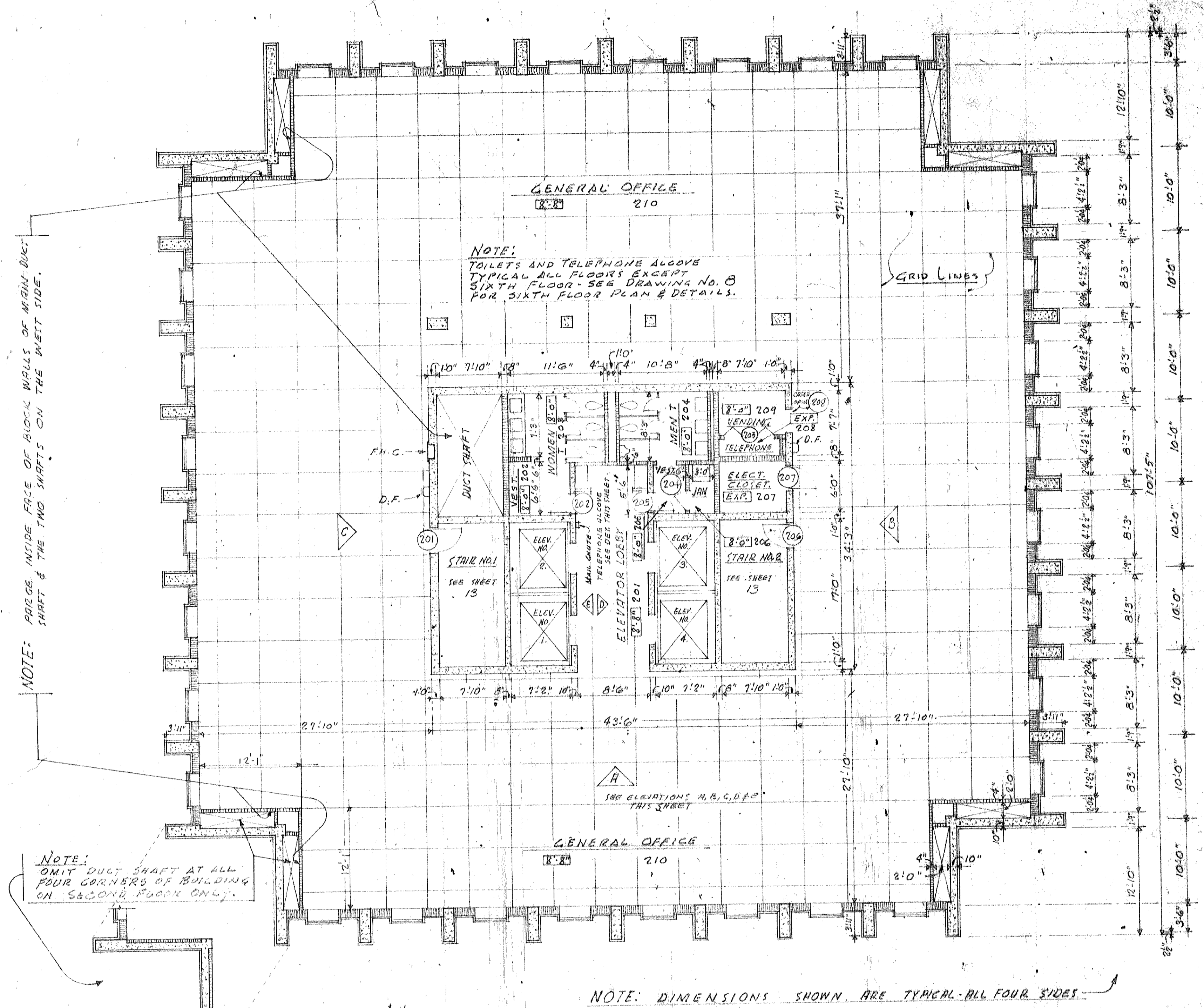
3/8" PLAN AT UPPER MAIN LOBBY



DETAIL OF TERRACE PATTERN
1/2" = 1'-0"

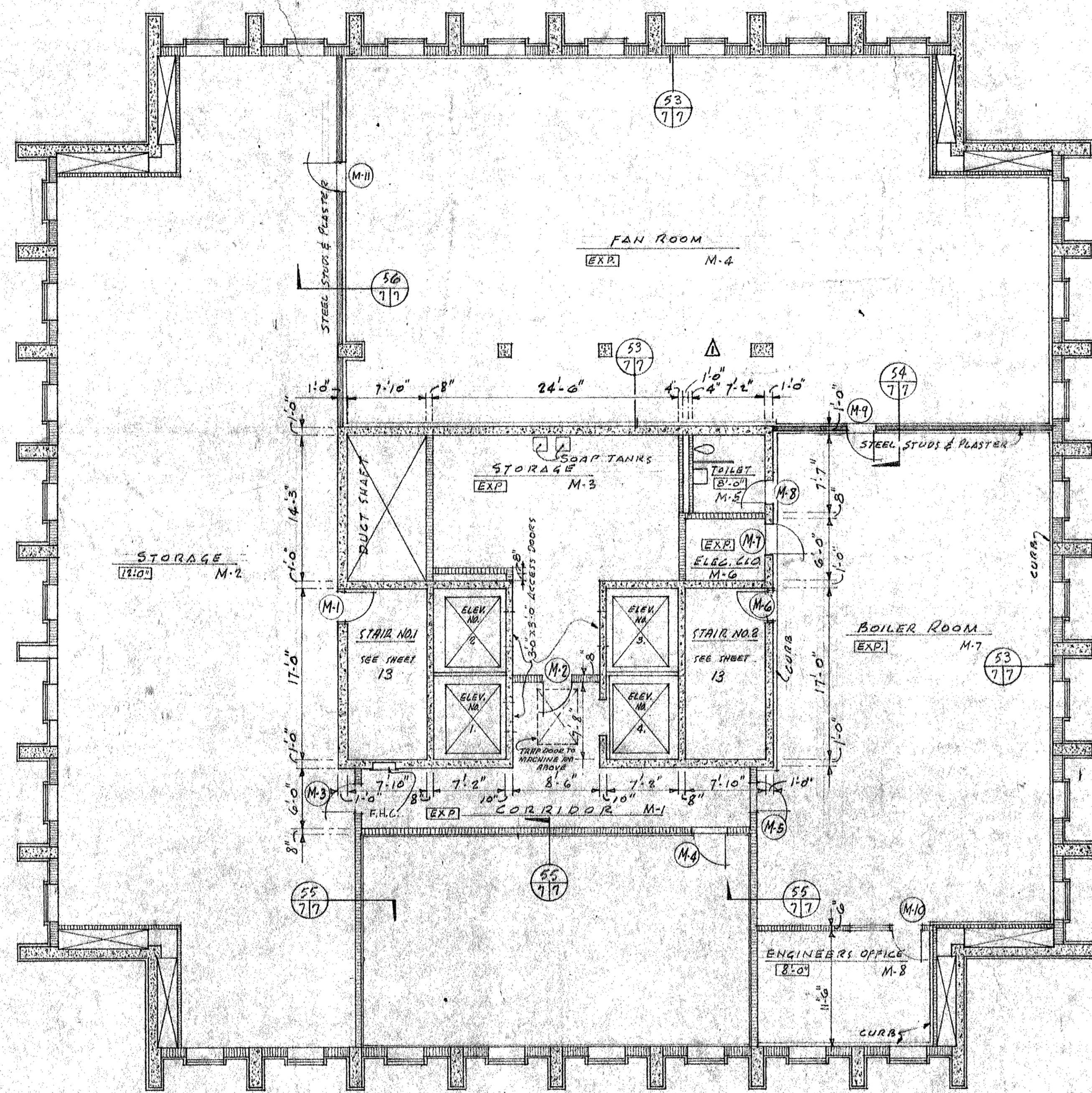
NOTE:
SPACES 104 & 110 - CONTRACTOR SHALL PROVIDE ROUGH OPENING FOR TELEPHONE BOOTH TO BE PROVIDED BY UTILITY CO. WALL ABOVE BOOTH MASONRY, FLUSH, SAME FINISH. ARCHITECT TO FURNISH OPENING SIZE & DIMENSIONS LATER.

REVISIONS				REVISIONS				APPROVALS				PROJECT		SHEET TITLE		DRAWING NUMBER	
LOCATION	DESCRIPTION	DATE	BY	APP.	LOCATION	DESCRIPTION	DATE	BY	APP.	NAME	TITLE	PROJECT	DATE	SHEET	TITLE	SHEET	
										F. G. FRANKLIN	CHIEF ENGINEER	LYLES, BISSETT, CARLISLE & WOLFF ARCHITECTS - ENGINEERS	11-1-63	5	FIRST FLOOR PLAN - UPPER LEVEL, FIRST FLOOR PLAN.	5	
										ROBERT FLENGH, RUI	PROJECT ARCHITECT	COLUMBIA, S. C. - WASHINGTON, D. C.	11-1-63	5	STATE OFFICE BUILDING	5	
										STUART BRASGEL, PUD	ENGINEER	COLUMBIA, SOUTH CAROLINA	11-1-63	5	COLUMBIA, SOUTH CAROLINA	5	
										DR. J. W. BROWN	ARCHITECTURAL DESIGN	DATE 11-1-63	5	STATE OFFICE BUILDING	5		
										DR. J. W. BROWN	ARCHITECTURAL DESIGN	COLUMBIA, SOUTH CAROLINA	11-1-63	5	FIRST FLOOR PLAN - UPPER LEVEL, FIRST FLOOR PLAN.	5	
										DR. J. W. BROWN	ARCHITECTURAL DESIGN	DATE 11-1-63	5	STATE OFFICE BUILDING	5		
										DR. J. W. BROWN	ARCHITECTURAL DESIGN	COLUMBIA, SOUTH CAROLINA	11-1-63	5	FIRST FLOOR PLAN - UPPER LEVEL, FIRST FLOOR PLAN.	5	
										DR. J. W. BROWN	ARCHITECTURAL DESIGN	DATE 11-1-63	5	STATE OFFICE BUILDING	5		
										DR. J. W. BROWN	ARCHITECTURAL DESIGN	COLUMBIA, SOUTH CAROLINA	11-1-63	5	FIRST FLOOR PLAN - UPPER LEVEL, FIRST FLOOR PLAN.	5	

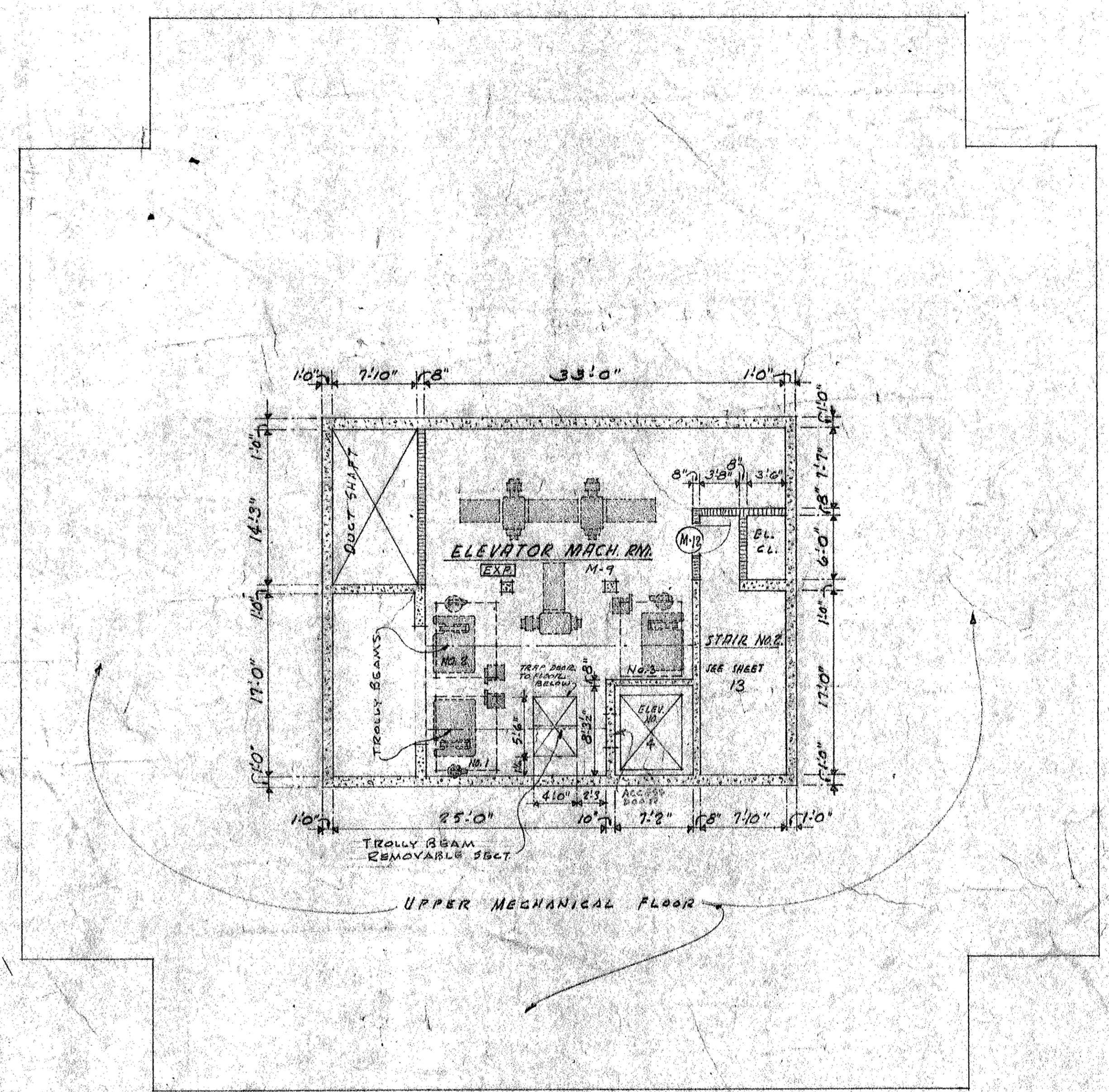


REVISIONS	DESCRIPTION	DATE	BY	APP.	REVISIONS	DESCRIPTION	DATE	BY	APP.

APPROVALS	F. G. FRANKLIN CHIEF ENGINEER	LYLES, BISSETT, CARLISLE & WOLFF ARCHITECTS - ENGINEERS COLUMBIA, S. C. - WASHINGTON, D. C.
	ROBERT FRENCH, III PROJECT ARCHITECT	
	STUART BRASEL, III ARCHITECTURAL DESIGN	
DRAWN BY	JB	DATE 11-1-63
CHECKED BY		FILE NO. S-178
		DIVISION ARCHITECTURAL

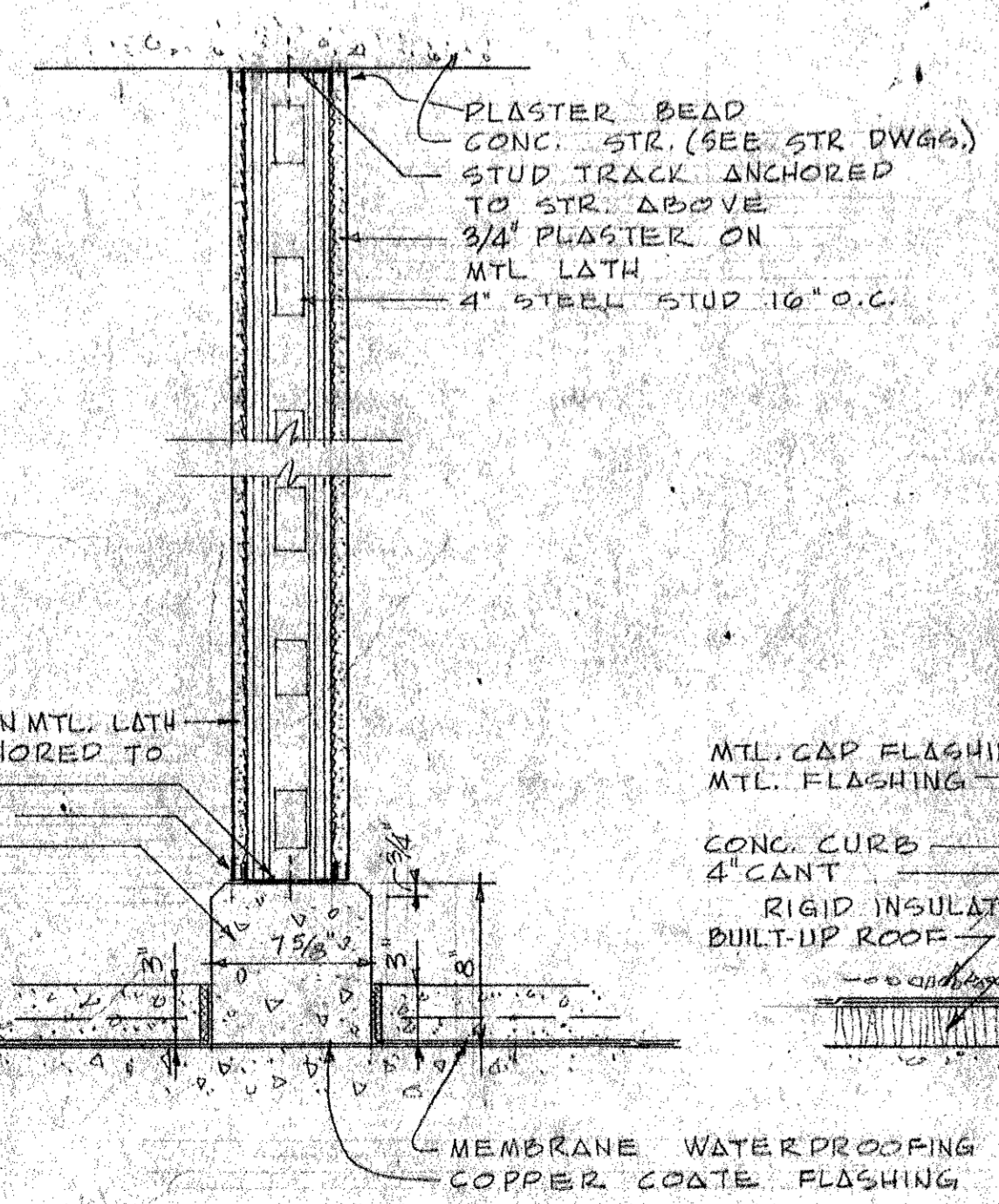


MECHANICAL FLOOR PLAN
SCALE: 1/8" = 1'-0"

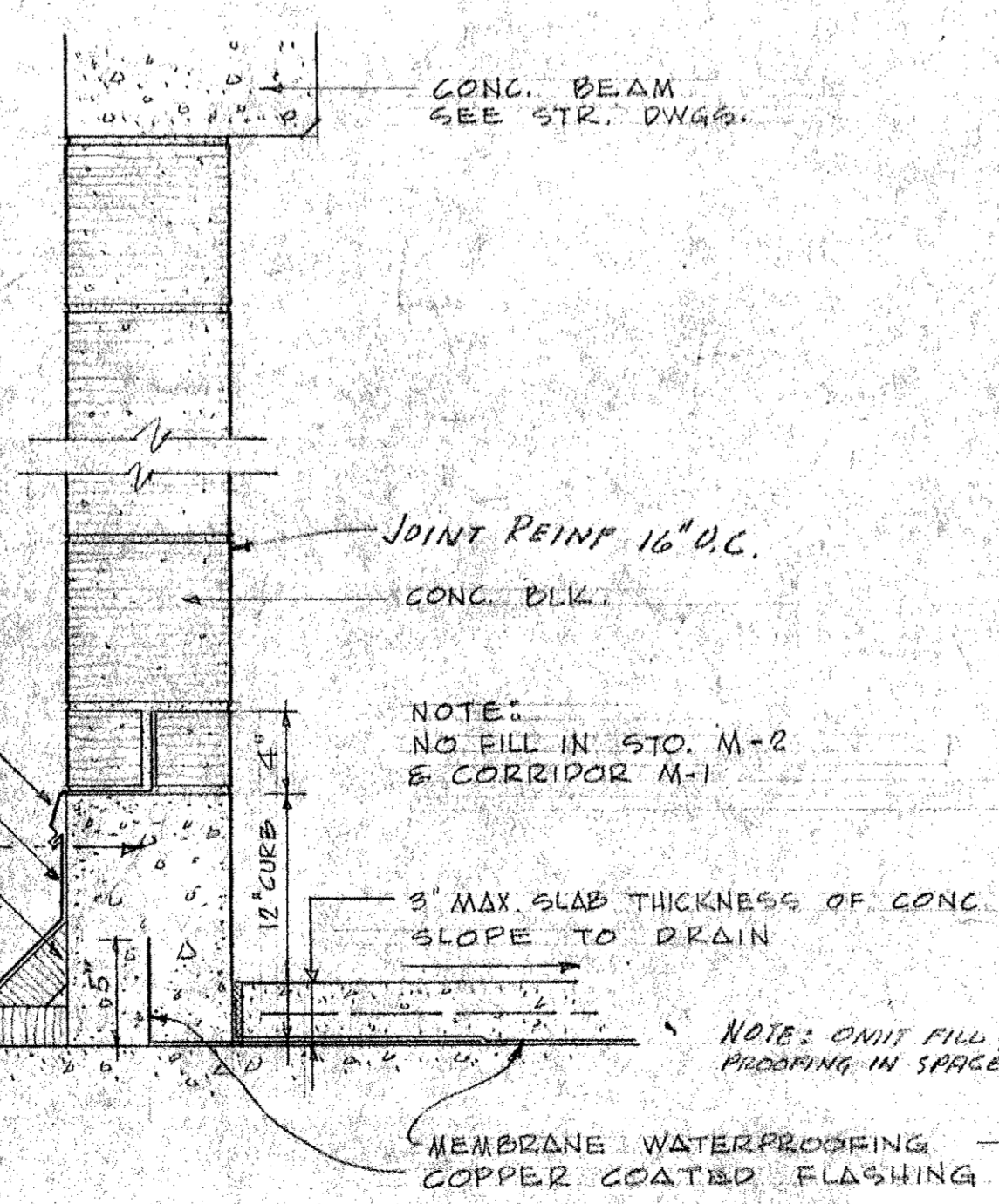


ELEVATOR MACHINE ROOM FLOOR PLAN
SCALE: 1/8" = 1'-0"

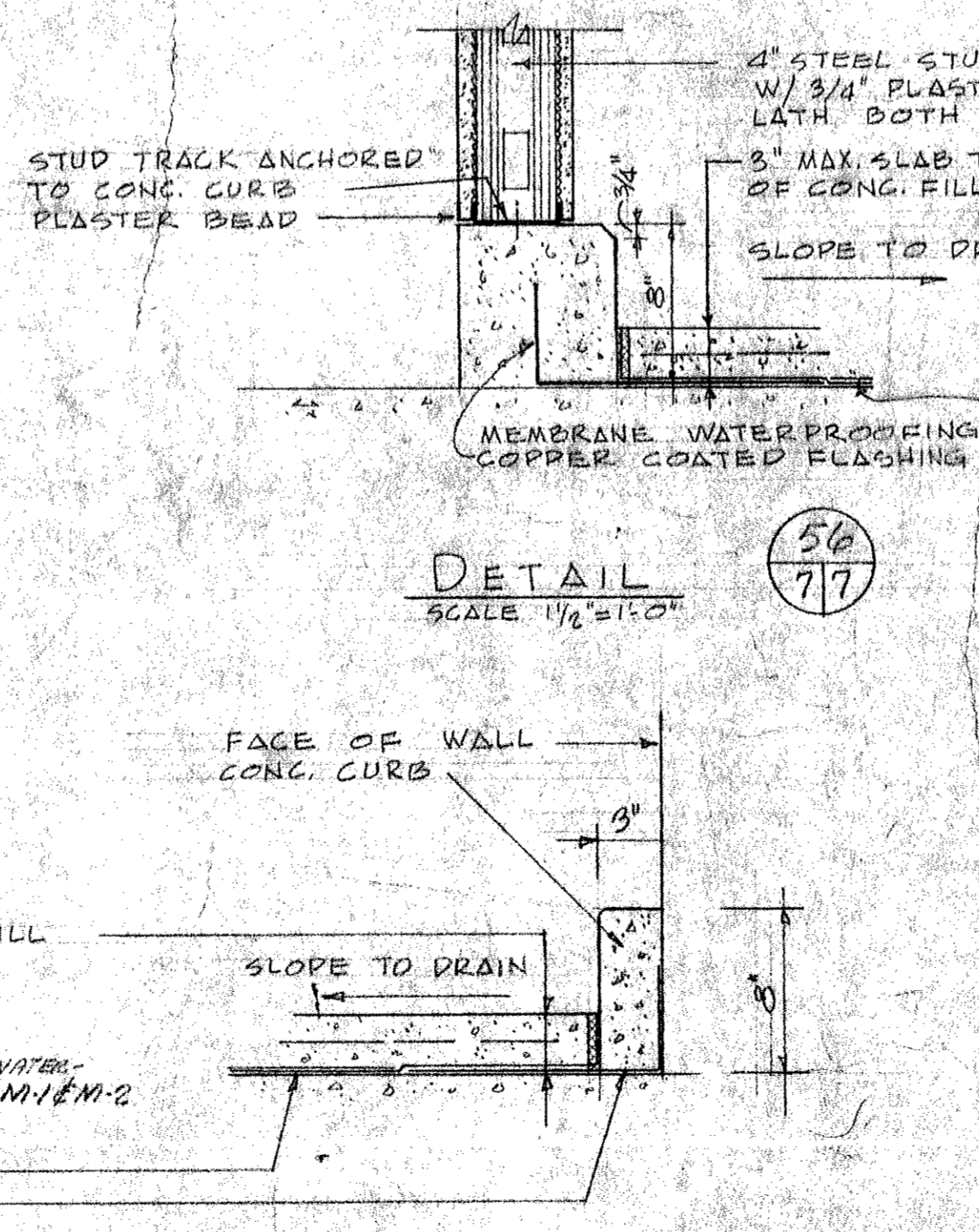
AS-BUILT DRAWING
I hereby certify that all changes from the original drawings, if any, are accurately indicated hereon, and that the installation has been made accordingly.
SEP 27 1965
CONGAREE CONSTRUCTION COMPANY
3530 COLONY FOREST DRIVE
COLUMBIA, S. C.
JOHN C. GWINN



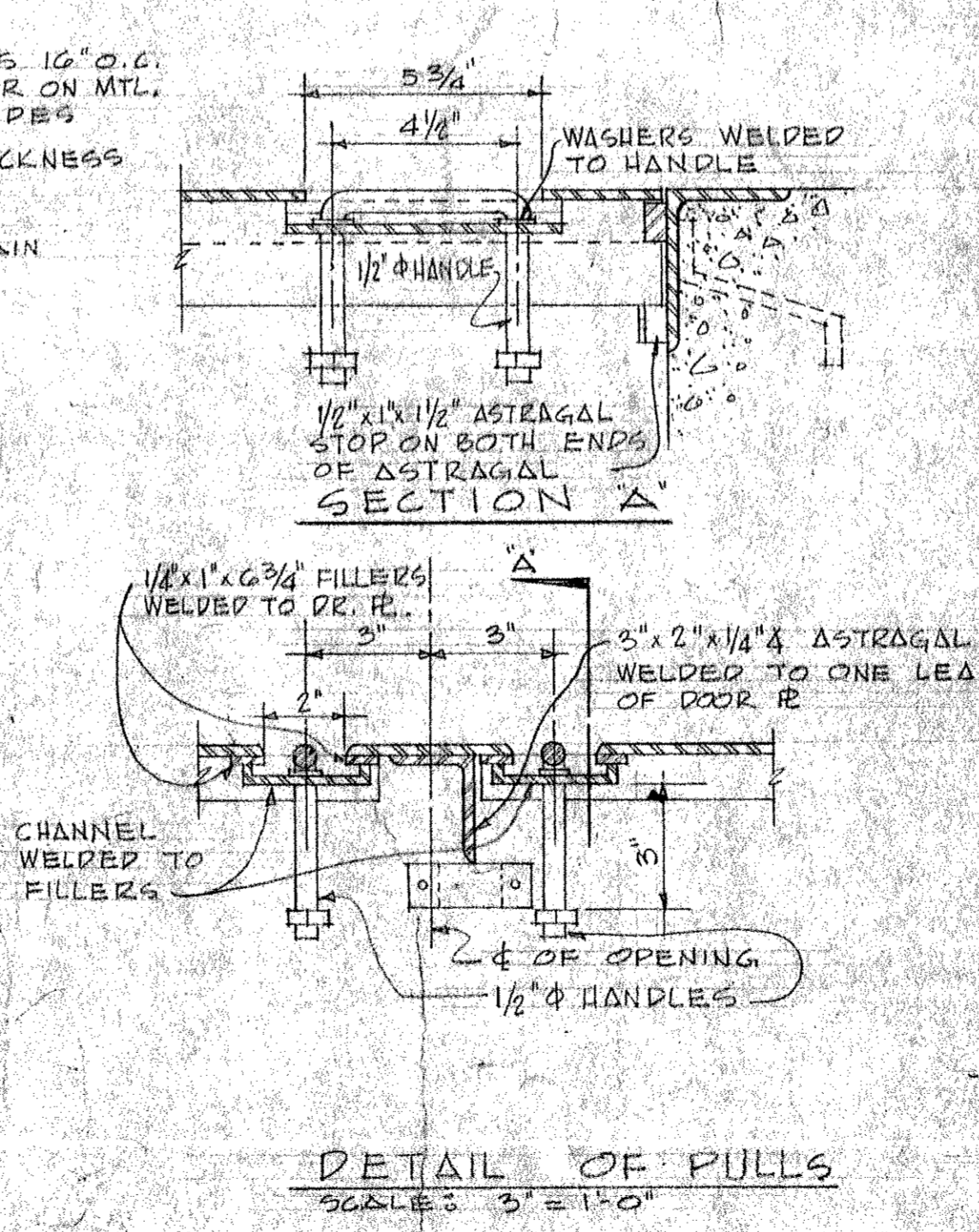
SECTION 54
SCALE: 1/2" = 1'-0"



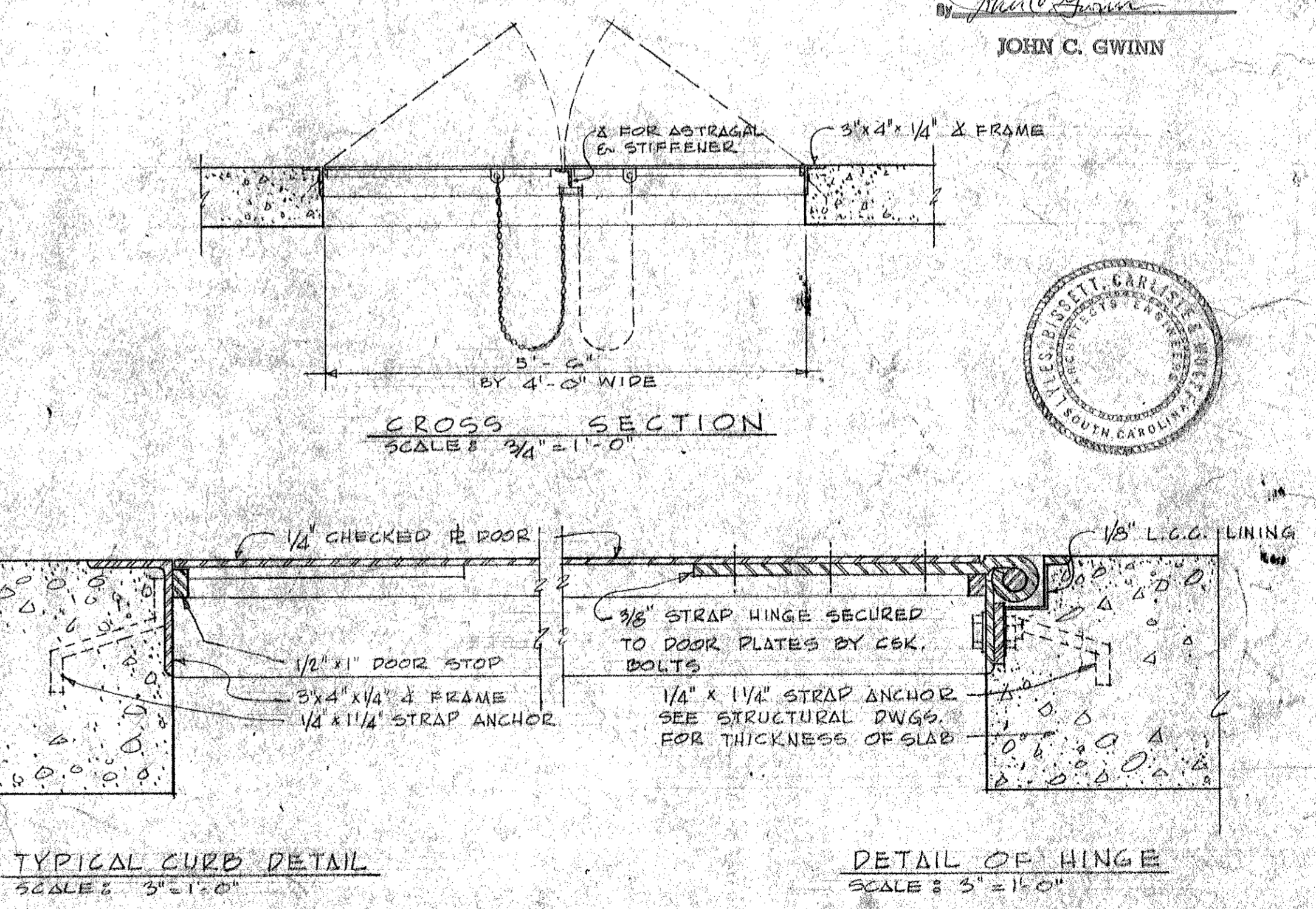
SECTION 55
SCALE: 1 1/2" = 1'-0"



DETAIL 53
SCALE: 1 1/2" = 1'-0"



DETAIL OF PULLS
SCALE: 3" = 1'-0"



TYPICAL CURB DETAIL
SCALE: 3" = 1'-0"

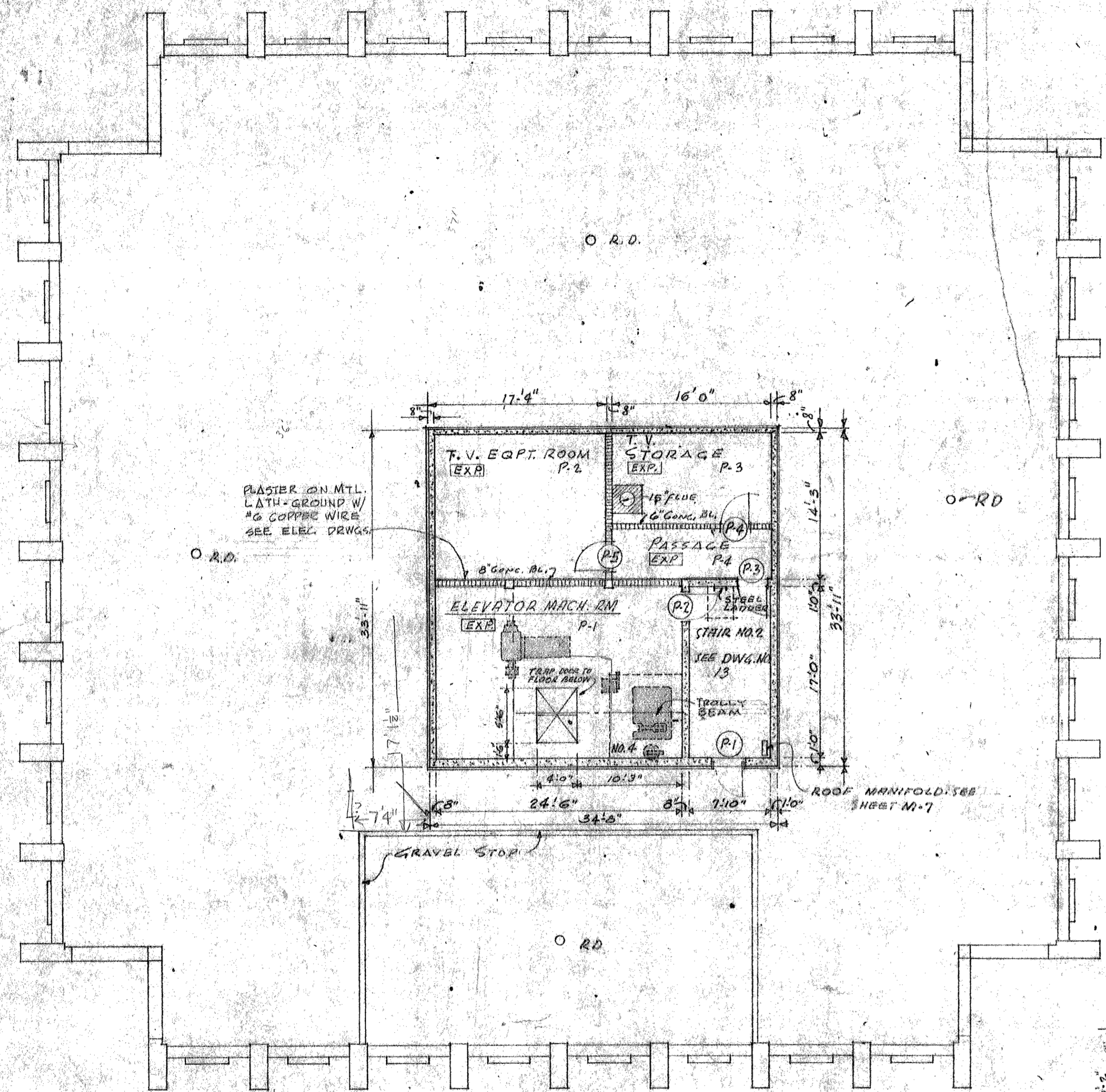
DETAIL OF HINGE
SCALE: 3" = 1'-0"

DETAILS OF TRAP DOOR IN ELEVATOR MACH. RM. M-9 & P-1
SCALE: AS NOTED


REVISIONS	REVISIONS	APPROVALS							
LOCATION	DESCRIPTION	DATE	BY	APP.	LOCATION	DESCRIPTION	DATE	BY	APP.
7B-G	CHIEF DIM. CHANGED FROM 8" TO 7 1/2"	1-29-64	RF						

LYLES, BISSETT, CARLISLE & WOLFF ARCHITECTS - ENGINEERS COLUMBIA, S. C. - WASHINGTON, D. C.
lbcgw
F. G. FRANKLIN, CHIEF ENGINEER
ROBERT FRANCH, PROJECT ARCHITECT
STUART SHEPHERD, ARCHITECTURAL DESIGN
DRAWN BY: RF-1000 CHECKED BY: [Signature] FINAL APPROVAL: [Signature]

PROJECT	STATE OFFICE BUILDING COLUMBIA, SOUTH CAROLINA	SHEET TITLE	MECHANICAL FLOOR PLAN ELEVATOR MACHINE ROOM FLOOR PLAN & DETAILS.	SHEET	7
DATE	11-1-63	FILE NO.	S-128	DIVISION	ARCHITECTURAL
DRAWING NUMBER			S128-7-R1	OF 20	

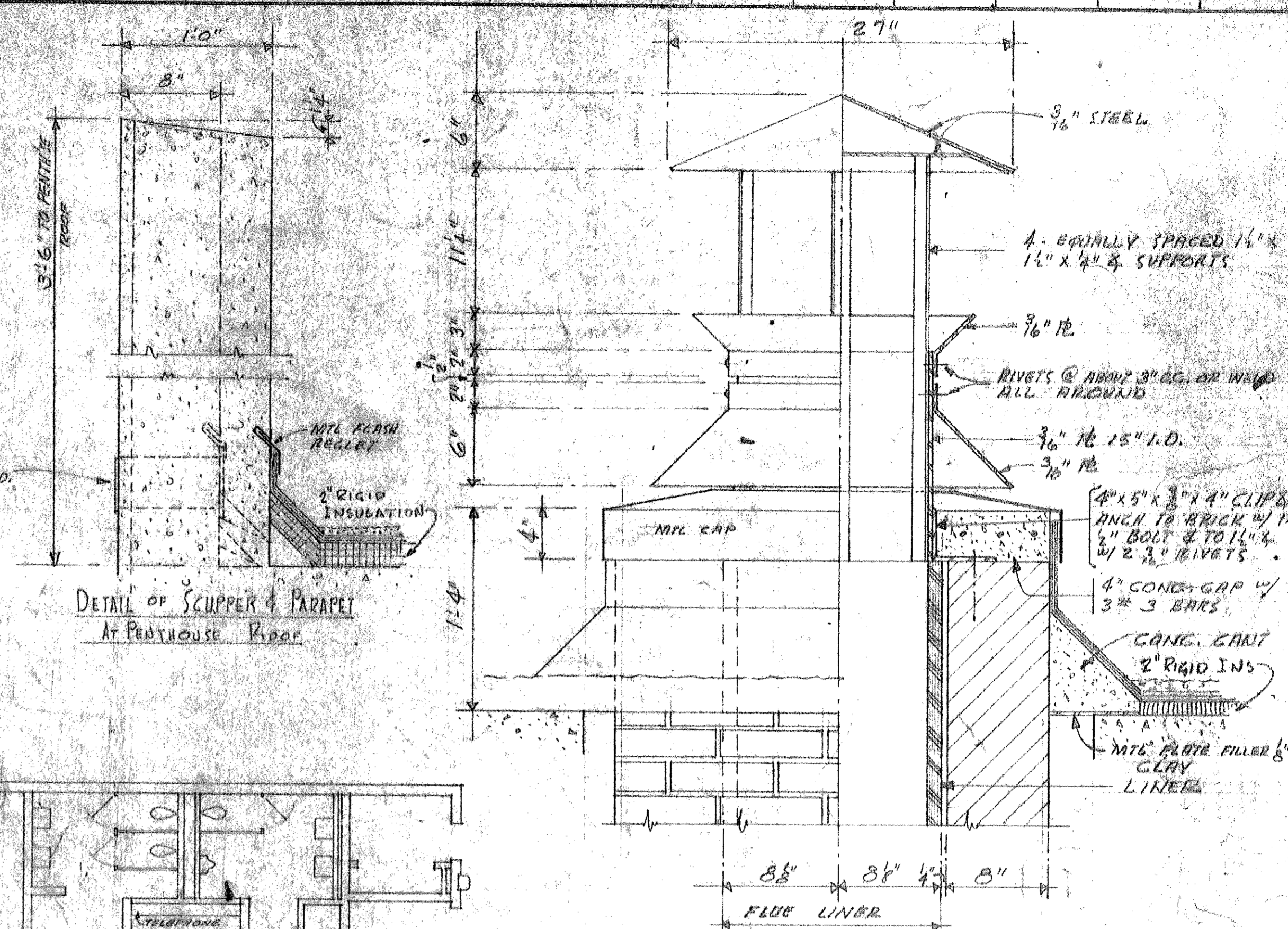


PENTHOUSE & ROOF PLAN 8:10



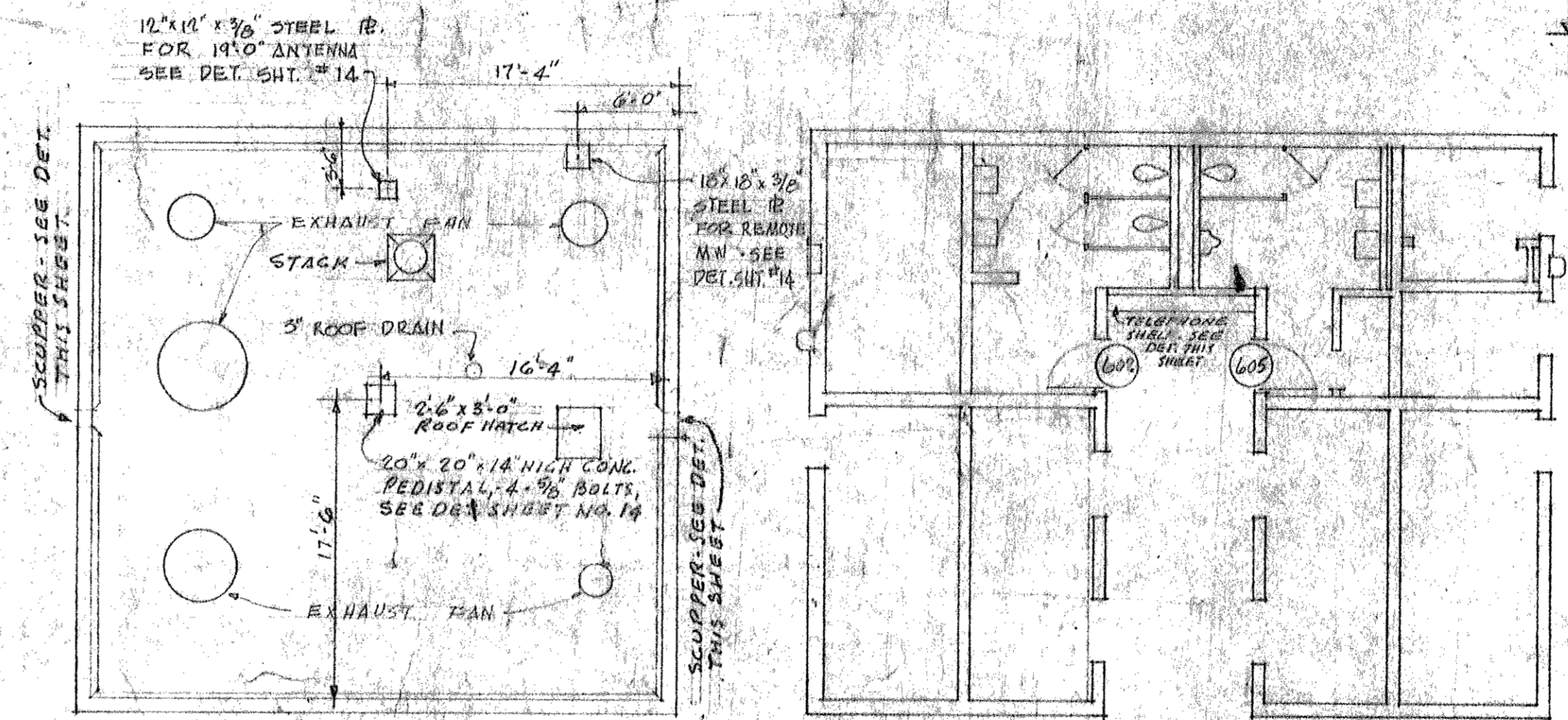
FOR PANEL DIM. SEE ELEV. SEE ELEV.
 CORNER TYP. FLUTE
 TERMINATE FLUTES 1/2" ABOVE ROOF

DETAILS OF FLUTING IN CONG. PENTHOUSE WALL
 HALF FULL SIZE

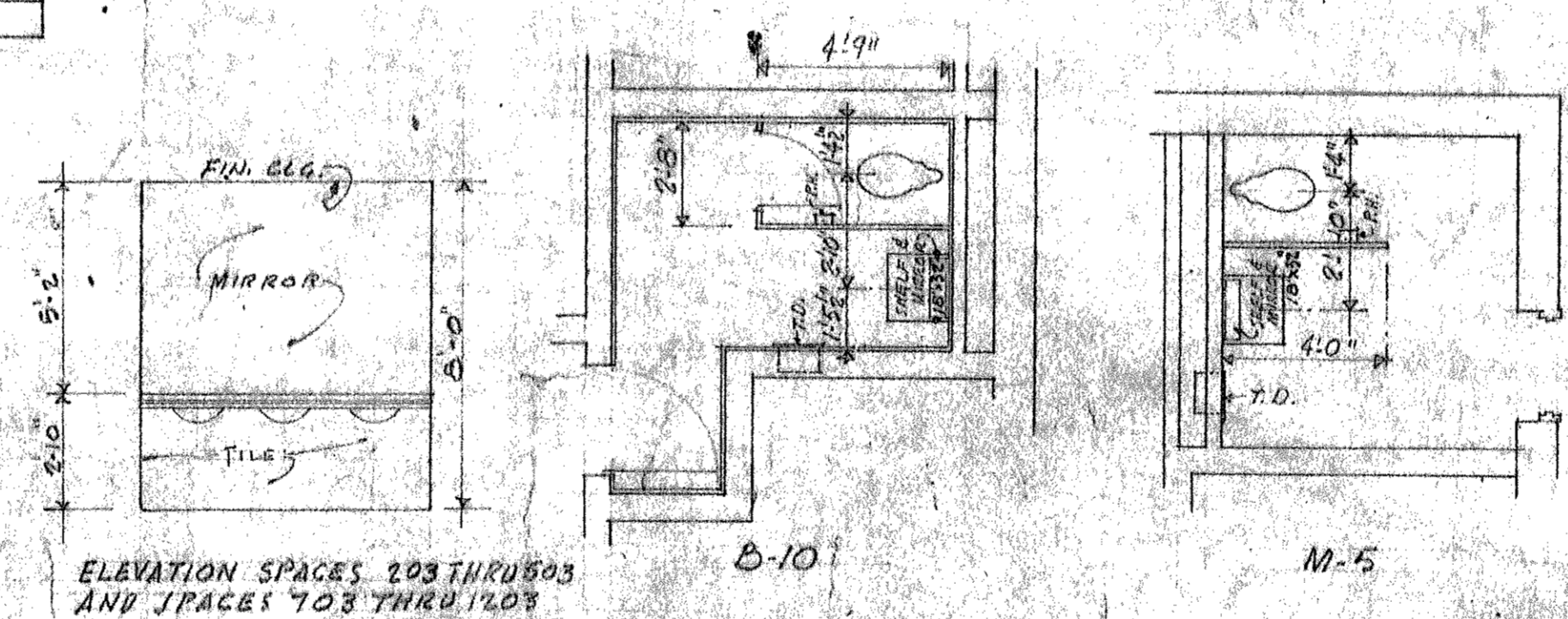


DETAIL OF SCUPPER & PARAPET
 AT PENTHOUSE ROOF

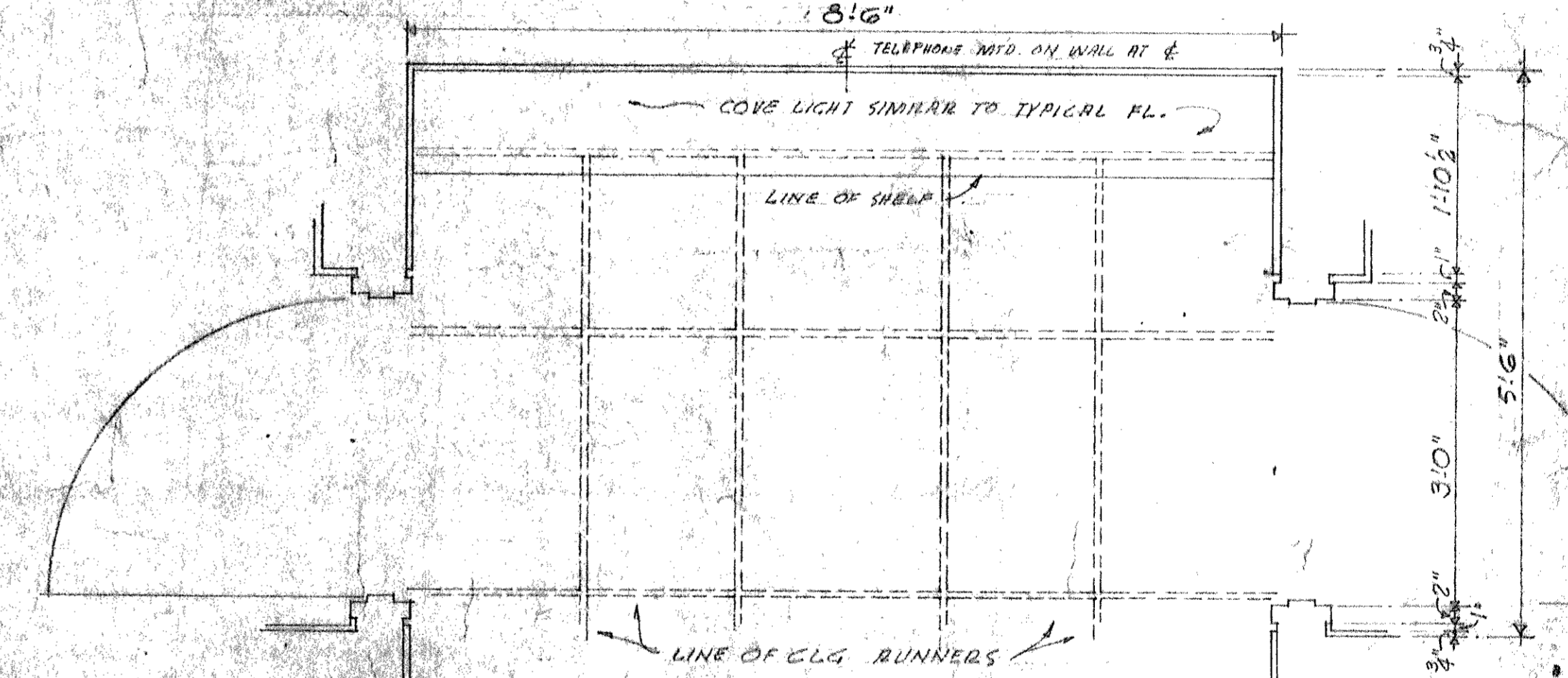
1 1/2\"/>



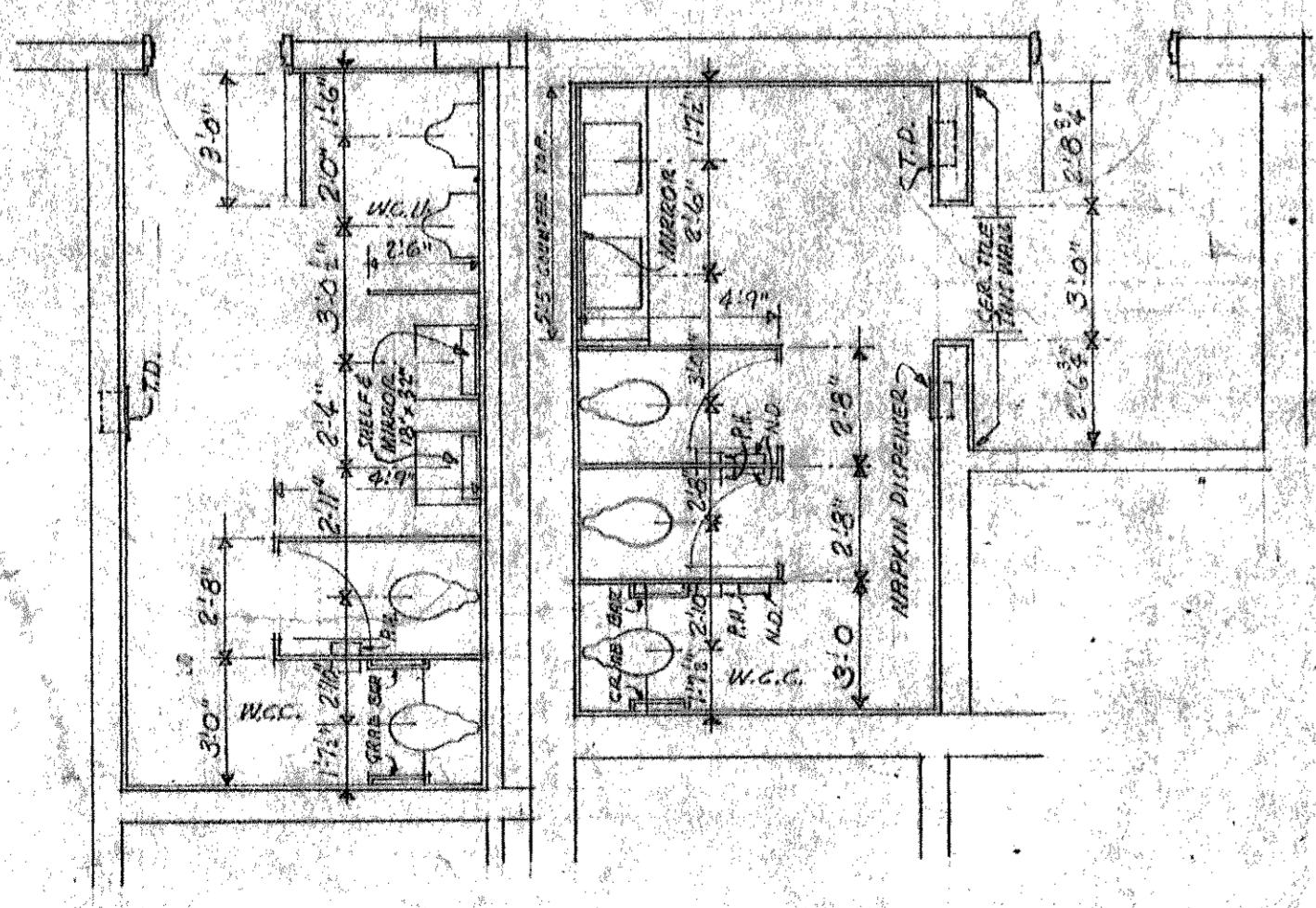
PENTHOUSE ROOF PLAN 1/8\"/>



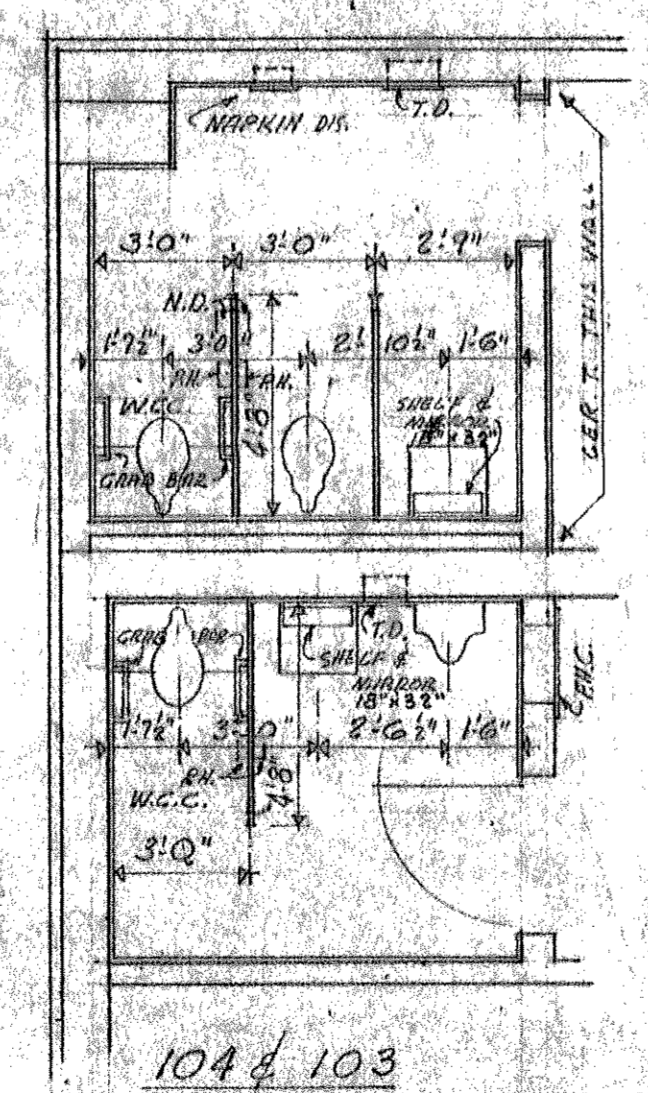
ELEVATION SPACES 203 THROUGH 203
 AND SPACES 103 THRU 1203



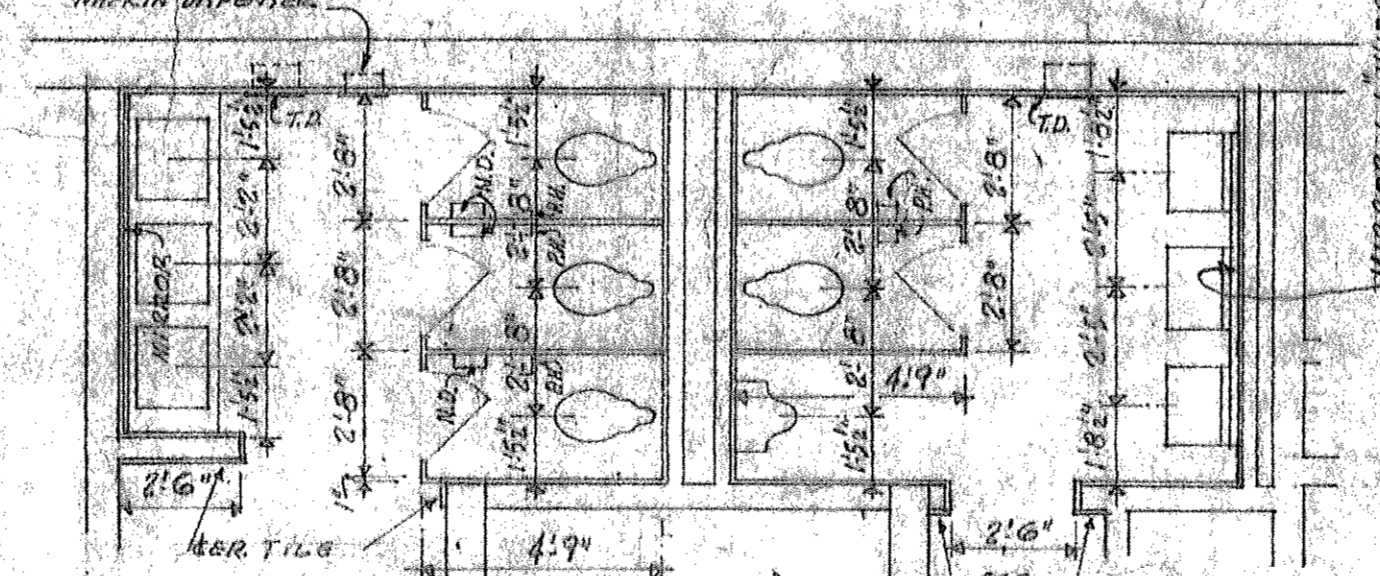
3\"/>



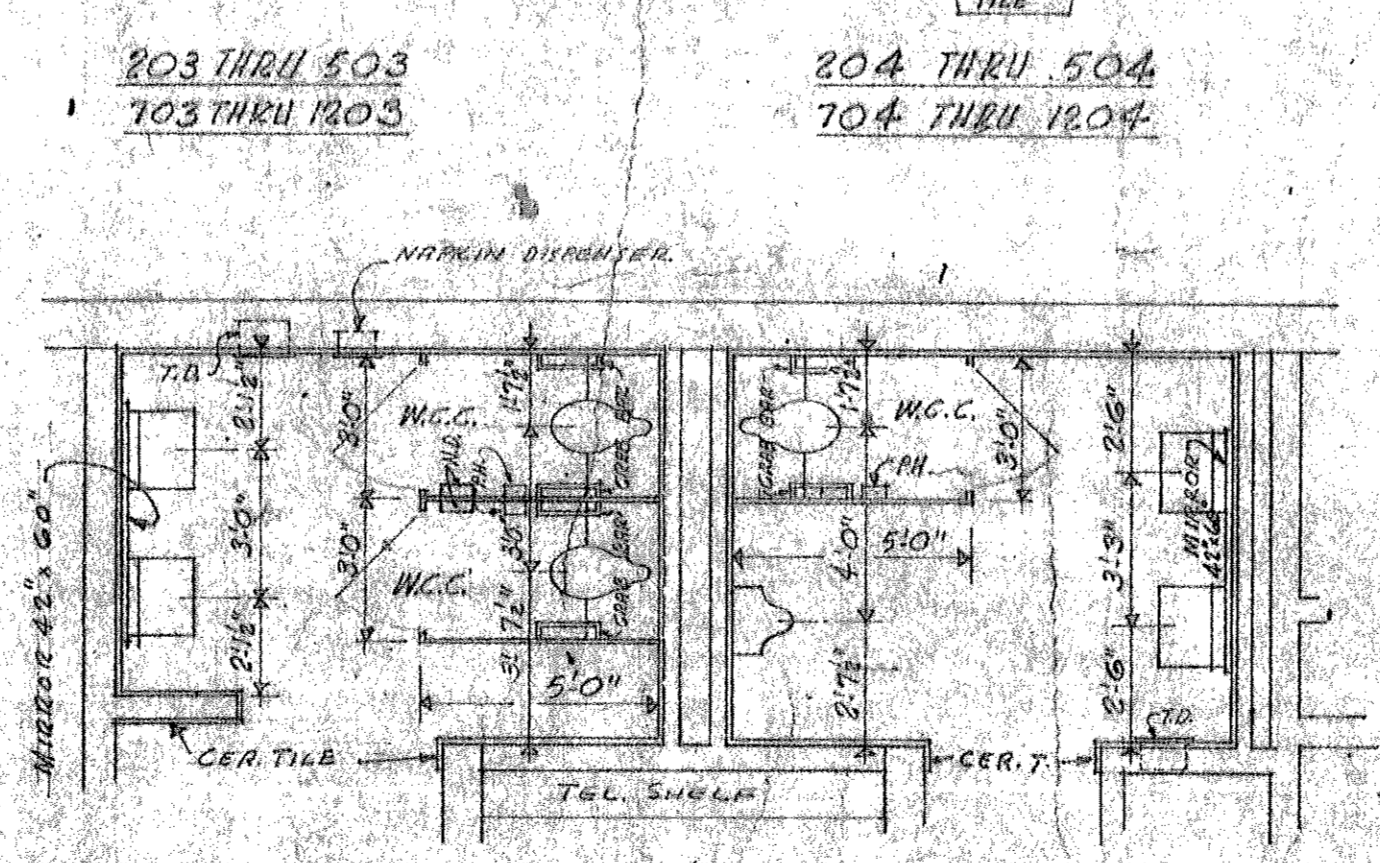
B-11 B-13 B-17



104 & 103



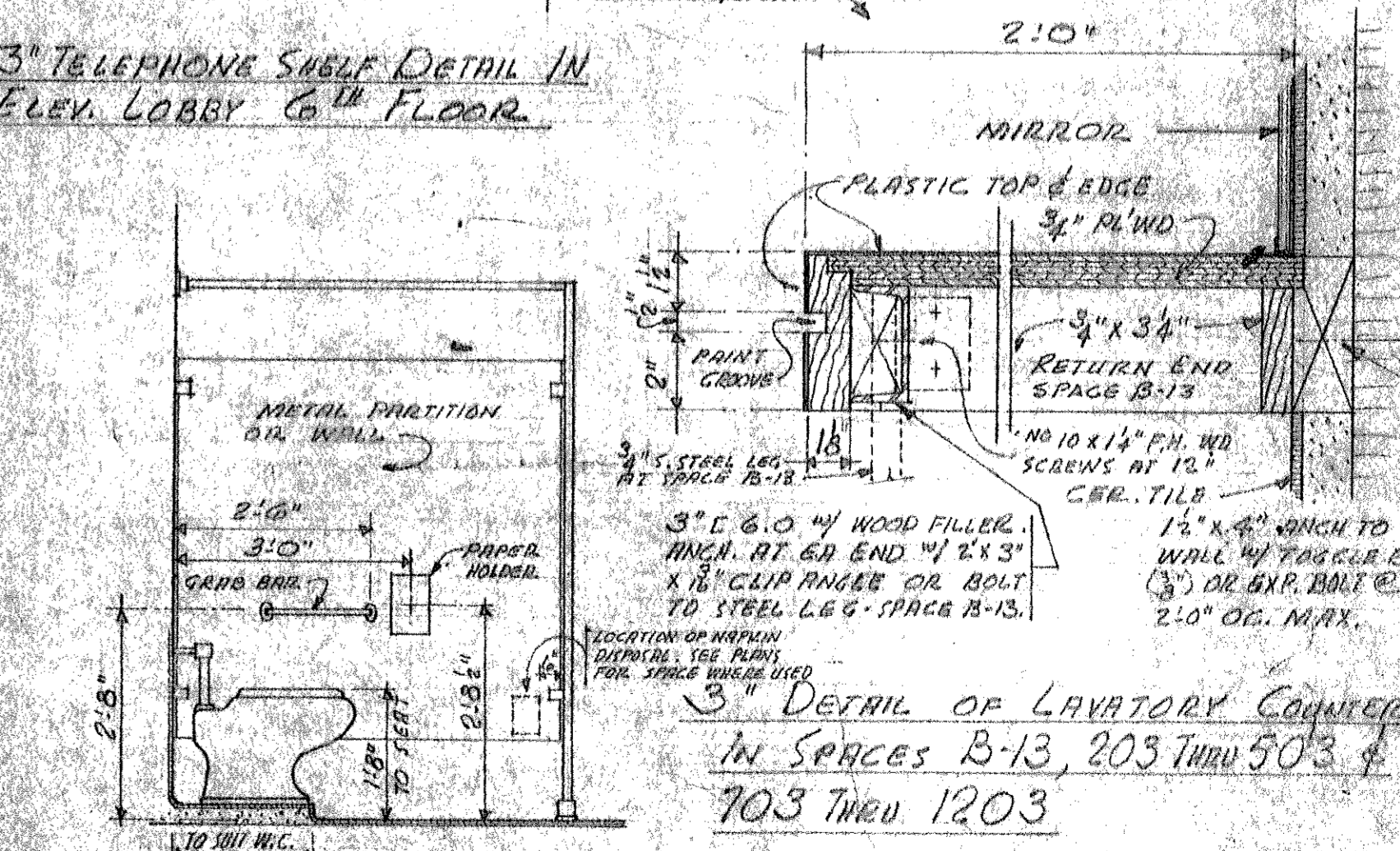
ELEVATION OF SPACE B-13



603 604
 NOTE: PROVIDE 2-1/2\"/>

SCHEDULE OF FIXTURES						
SPACE	WATER CLOSET	URINAL	LABATORY	MIRROR		
B-10	•	•	•	•	18\"/>	
B-11	•	•	•	•	18\"/>	
B-13	•	•	•	•	18\"/>	
103	•	•	•	•	18\"/>	
104	•	•	•	•	18\"/>	
108	•	•	•	•	18\"/>	
109	•	•	•	•	18\"/>	
203 THRU 203	•	•	•	•	18\"/>	
103 THRU 1203	•	•	•	•	18\"/>	
603	•	•	•	•	18\"/>	
604	•	•	•	•	18\"/>	
M-5	•	•	•	•	18\"/>	

NOTE: MOUNT TOWEL DISPENSER & MIRROR DISPENSER SO THAT DISPENSING PORTION IS 40\"/>

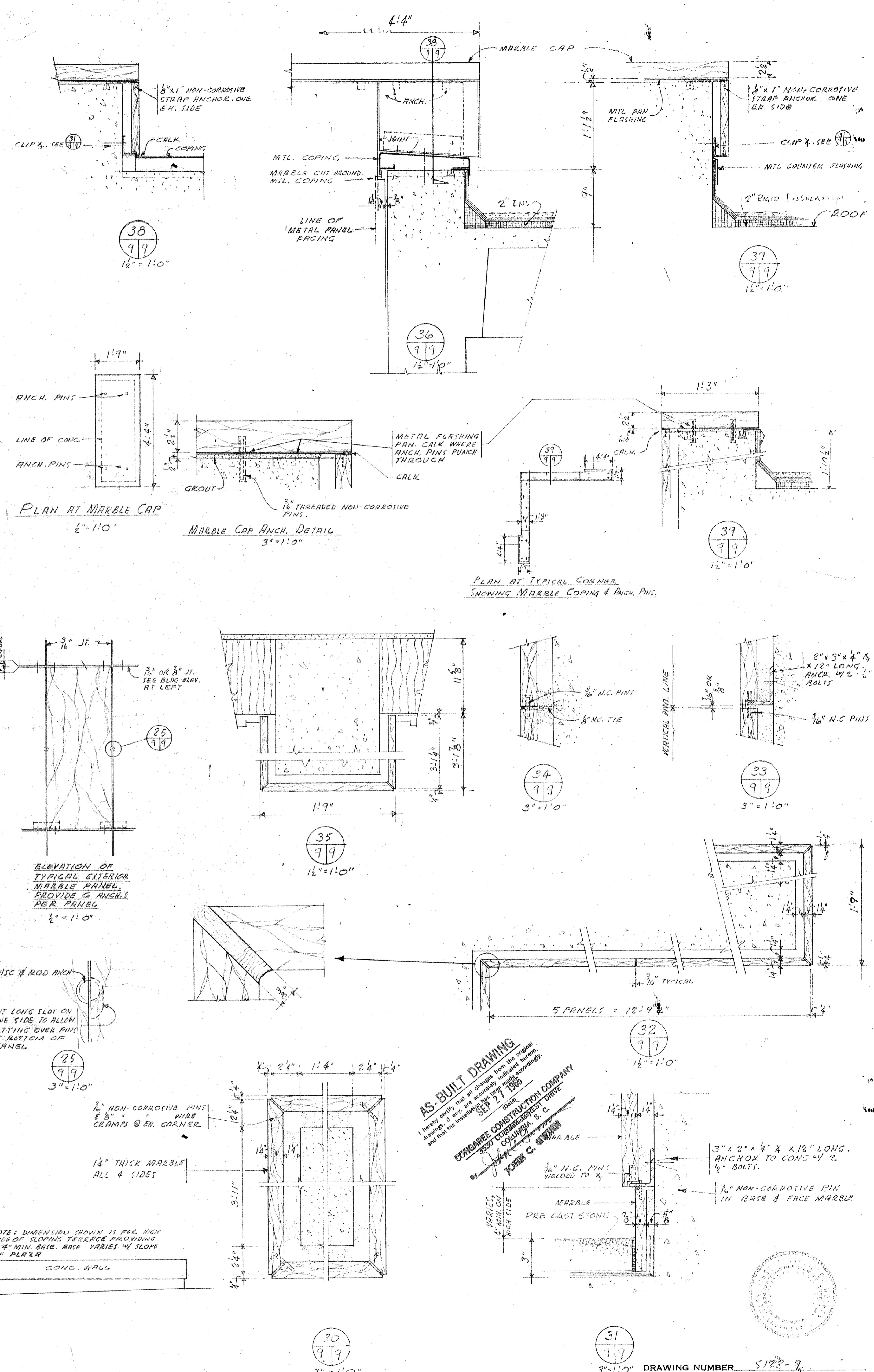
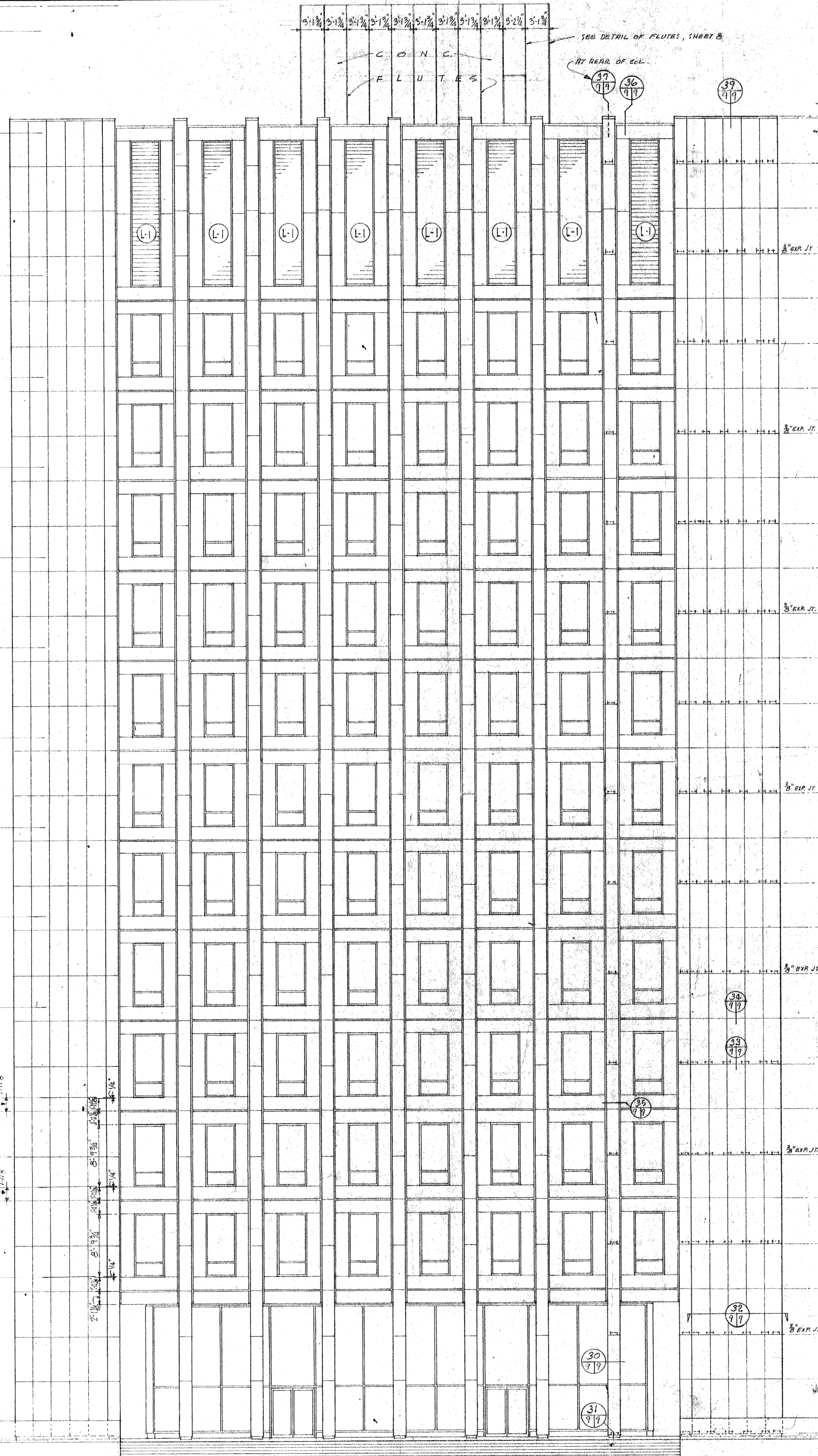


3\"/>

ABBREVIATIONS
 N.D. - NAPKIN DISPENSER
 T.H. - TOWEL HOLDER
 T.D. - TOWEL DISPENSER
 W.C. - WHEEL CHAIR WATER CLOSET
 M.C.L. - WHEEL CHAIR LAVATORY
 W.C.U. - WHEEL CHAIR URINAL

4\"/>

TOP OF PARAPET
PENTHOUSE ROOF SLAB
MAIN ROOF SLAB
MECH. EQ. RM. FL. SLAB
12TH FLOOR SLAB
11TH FLOOR SLAB
10TH FLOOR SLAB
9TH FLOOR SLAB
8TH FLOOR SLAB
7TH FLOOR SLAB
6TH FLOOR SLAB
5TH FLOOR SLAB
4TH FLOOR SLAB
3RD FLOOR SLAB
2ND FLOOR SLAB
CONC. WALL
FIN. FIRST FLOOR
FIN. BASEMENT SLAB



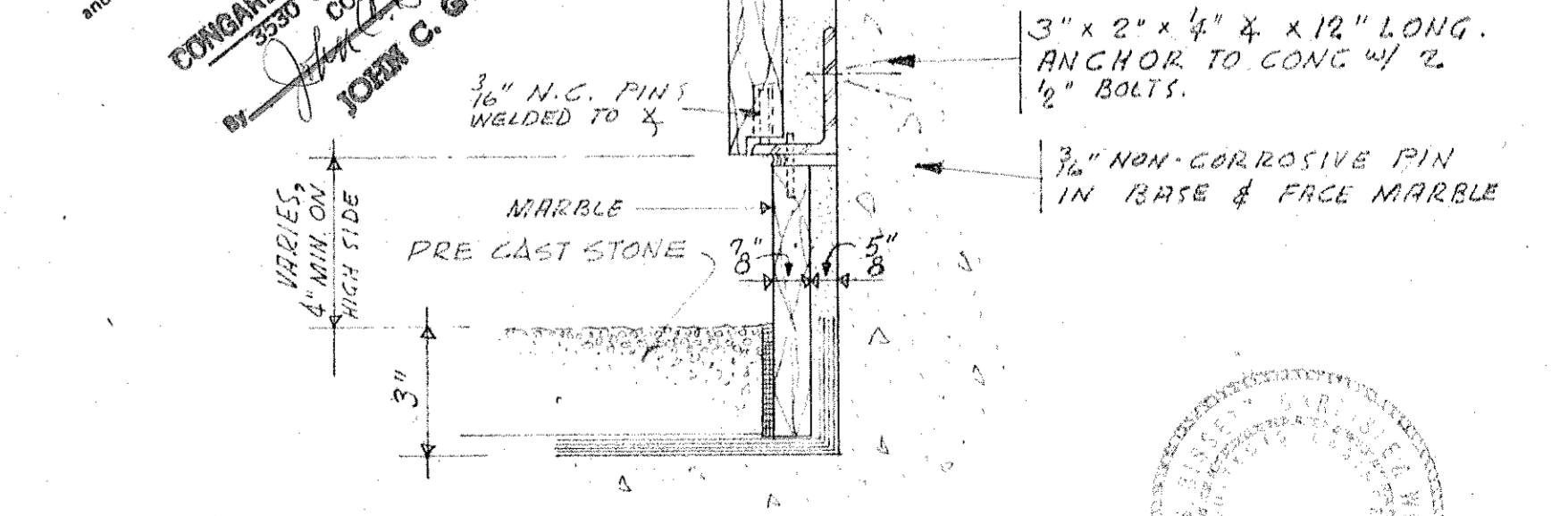
ELEVATION OF TYPICAL EXTERIOR MARBLE PANEL PROVIDE 6 ANCHORS PER PANEL
1/2" x 11'0"

DISC & ROD ANCHOR
CUT LONG SLOT ON ONE SIDE TO ALLOW SETTING OVER PINS AT BOTTOM OF PANEL
3" x 11'0"

3/8" NON-CORROSIIVE PINS & 8" WIRE GRAPHS @ EA. CORNER
1 1/2" THICK MARBLE ALL 4 SIDES
3" x 11'0"

NOTE: DIMENSIONS SHOWN IN FIG. WITH SIDE OF SLOPING TERRACE ADJOINING. A 4" MIN. GATE HAVE VARIET W/ SLOPE OF PLAZA

AS-BUILT DRAWING
I hereby certify that all dimensions shown on this drawing were taken from the original drawings and field measurements made during construction.
DATE: 11-7-63
JOHN C. GOWMAN
ENGINEER



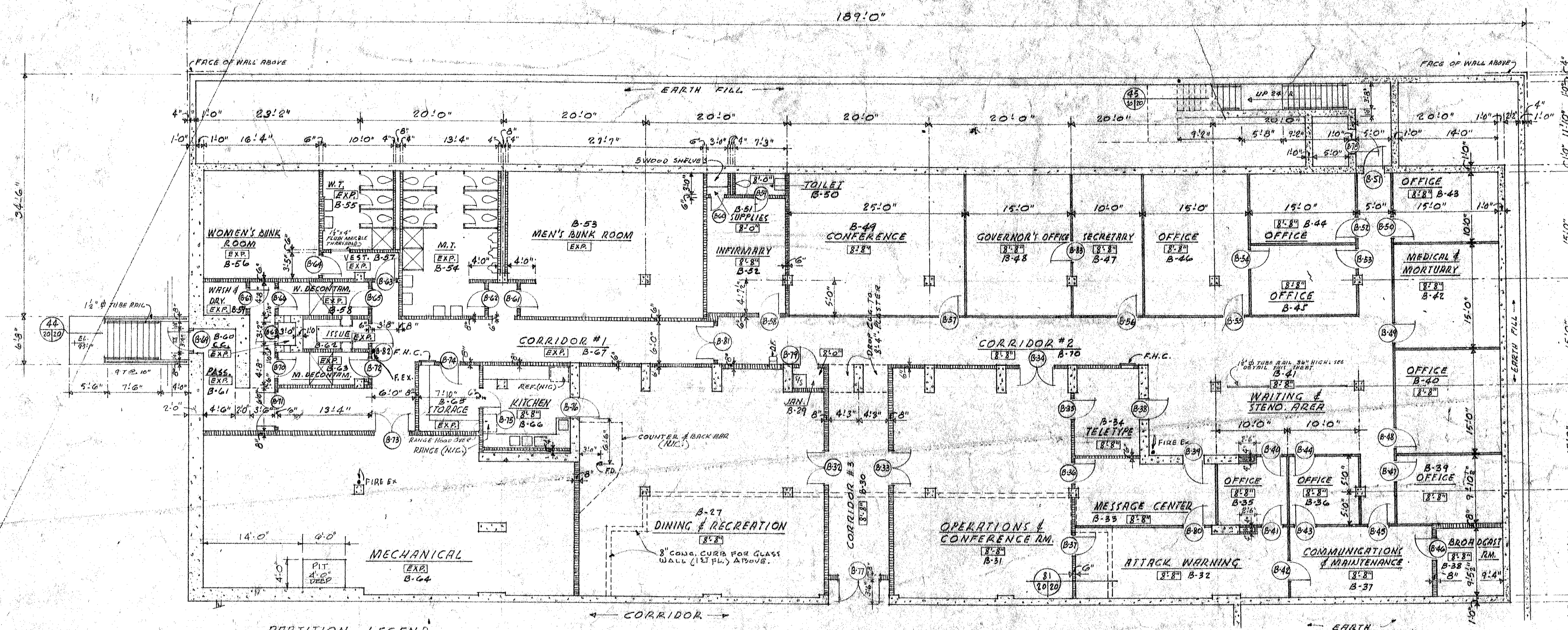
6" SOUTH ELEVATION (SENATE STREET)

REVISIONS				REVISIONS				APPROVALS			
LOCATION	DESCRIPTION	DATE	BY	APP.	LOCATION	DESCRIPTION	DATE	BY	APP.	APPROVED	DATE
										F. G. FRANKLIN	11-7-63
										ROBERT FARACH, RIA	11-7-63
										STUART BAESSEL, RIA	11-7-63

LYLES, BISSETT, CARLISLE & WOLFF ARCHITECTS - ENGINEERS COLUMBIA, S.C. - WASHINGTON, D.C.
lbcgw

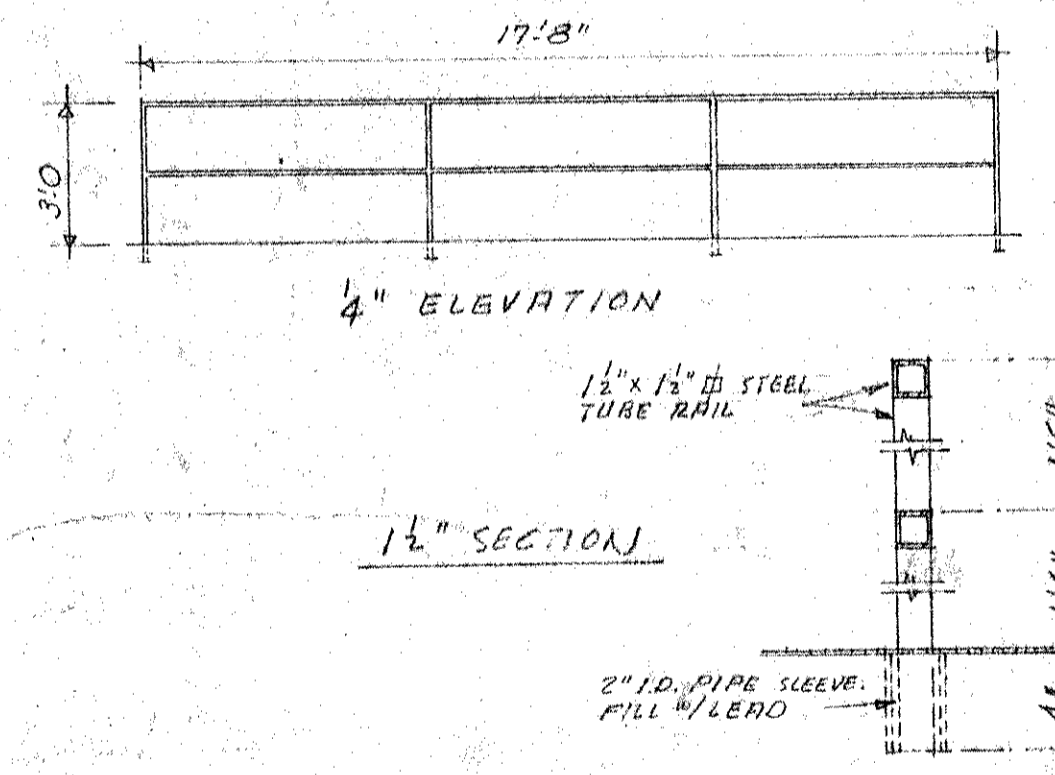
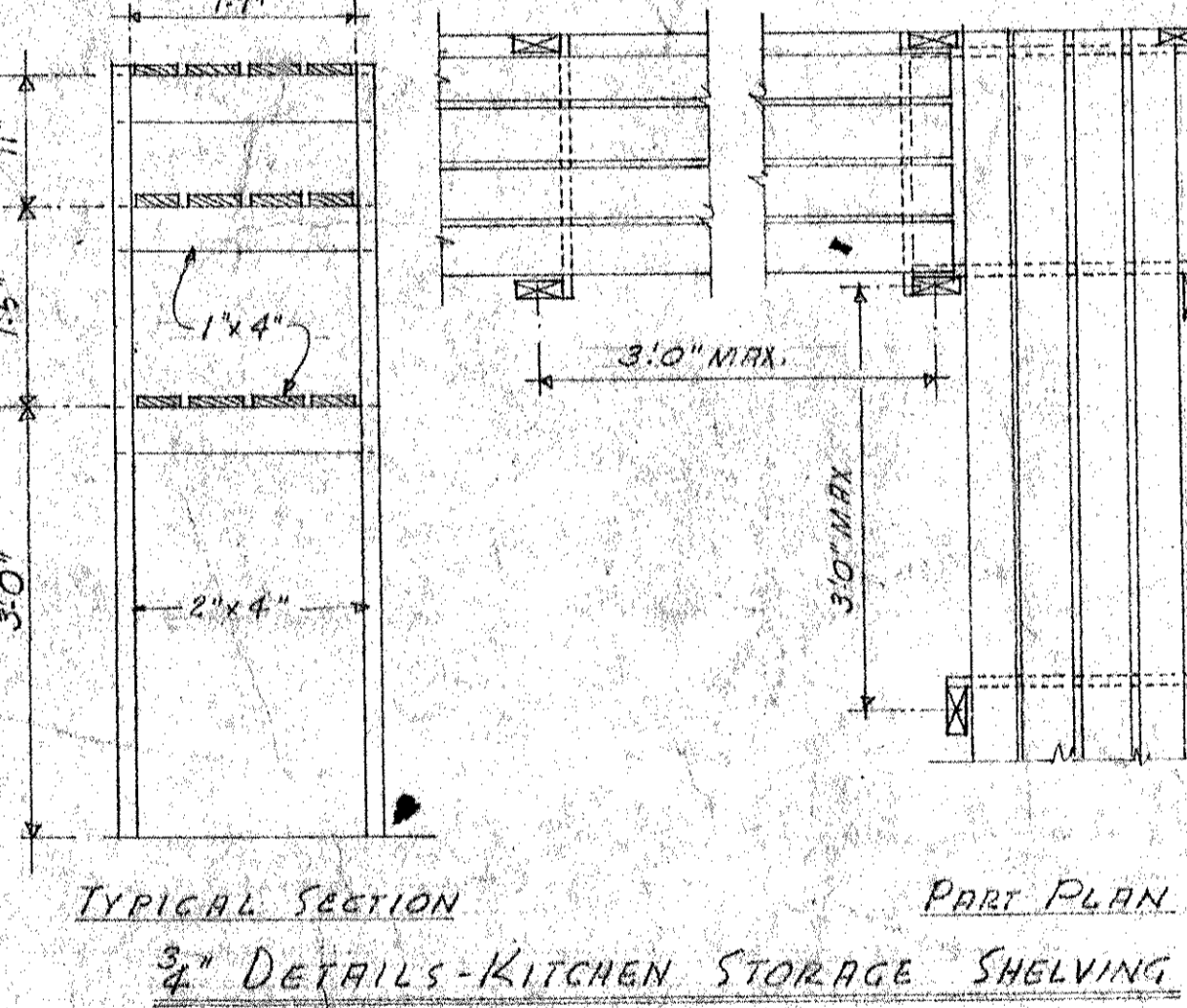
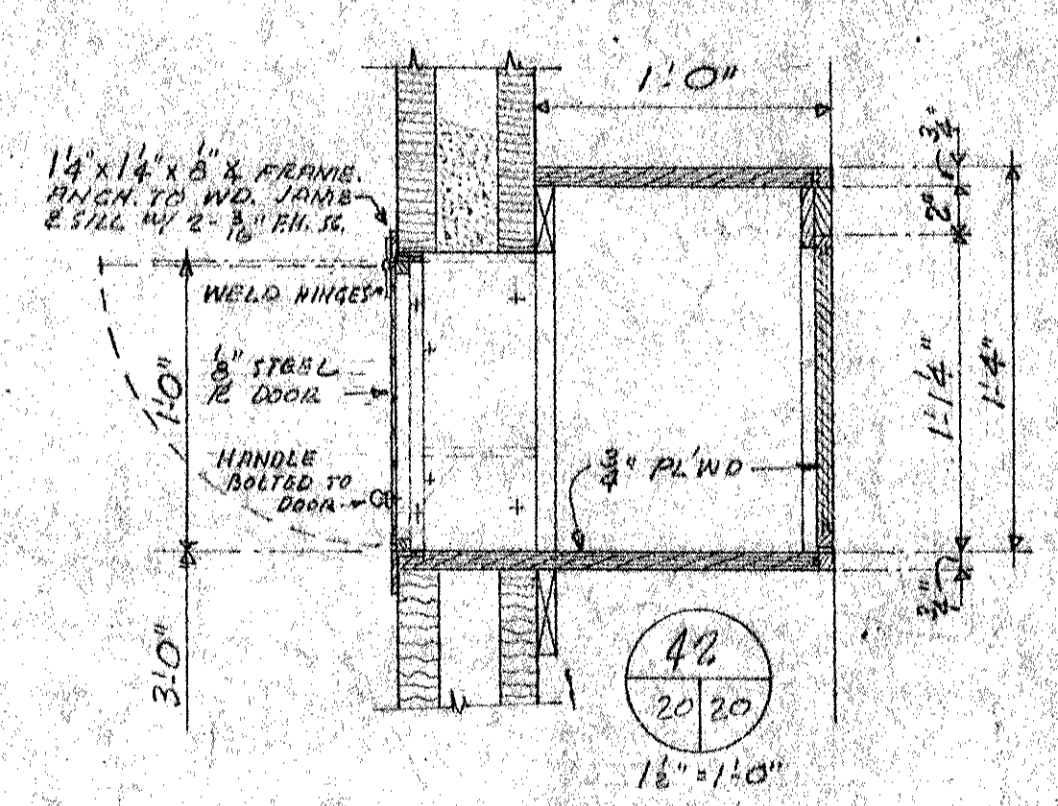
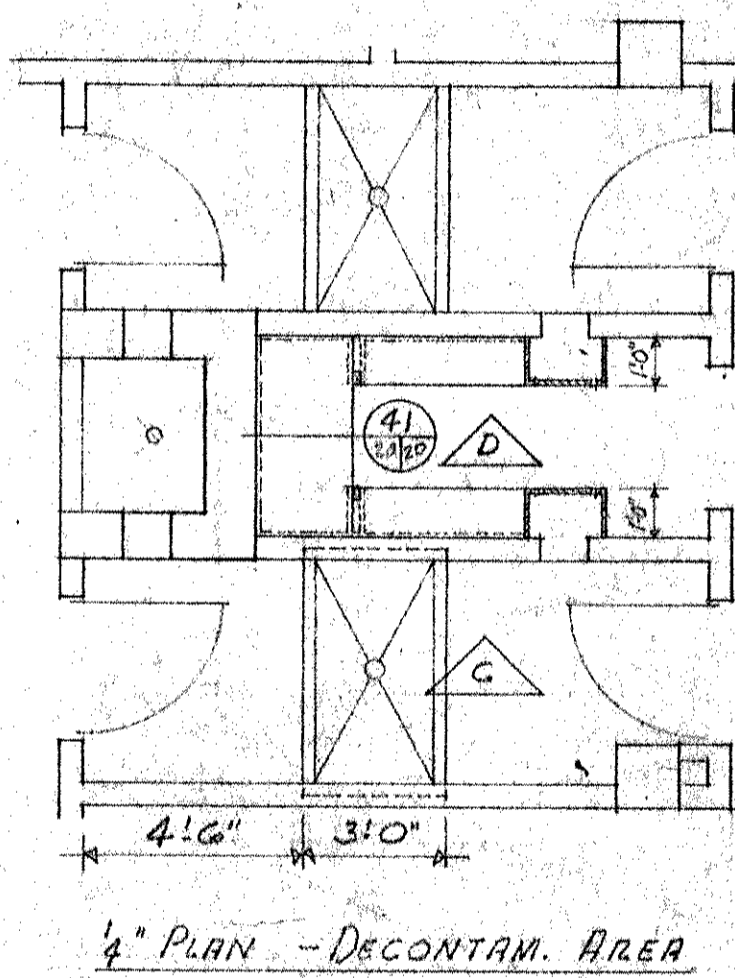
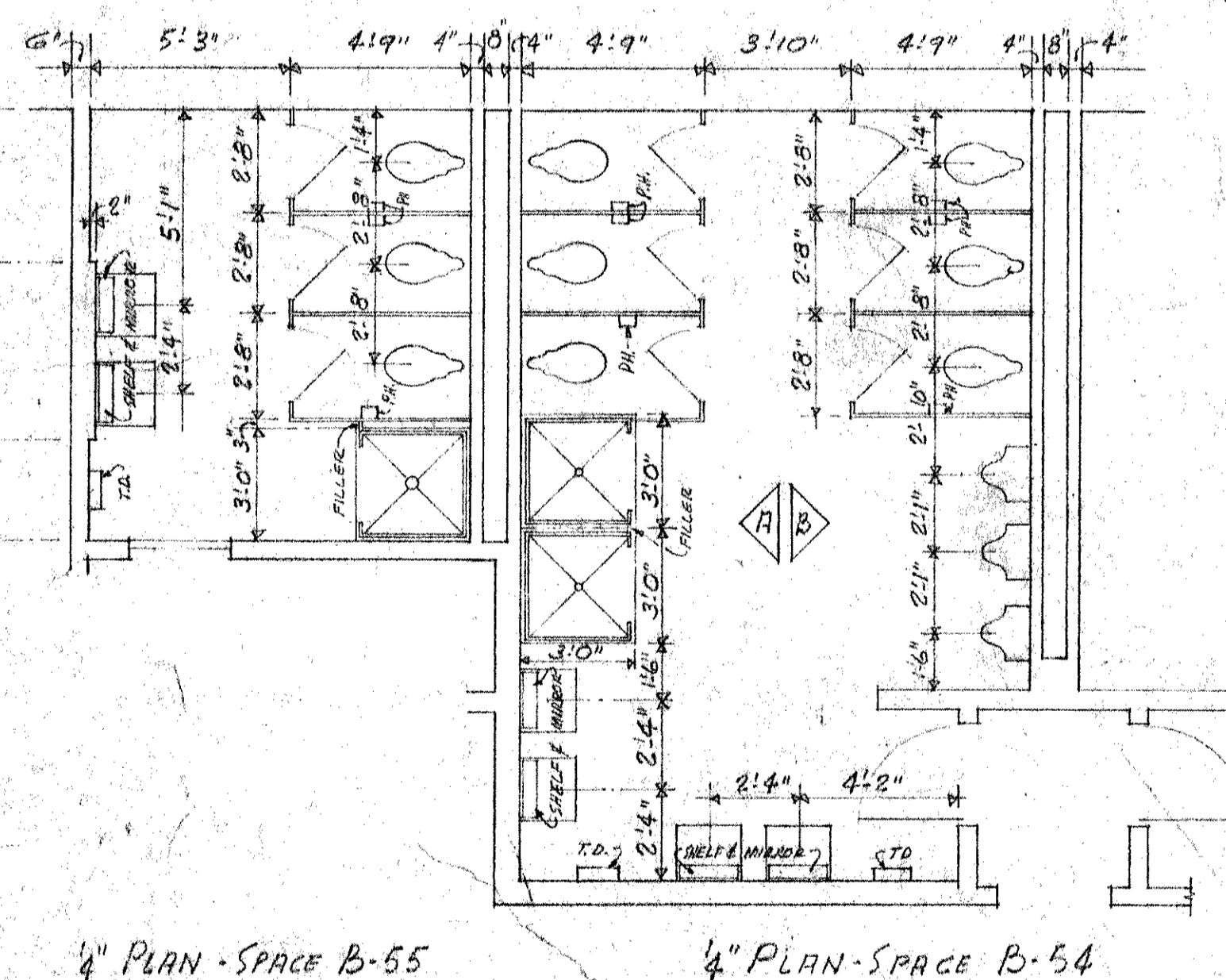
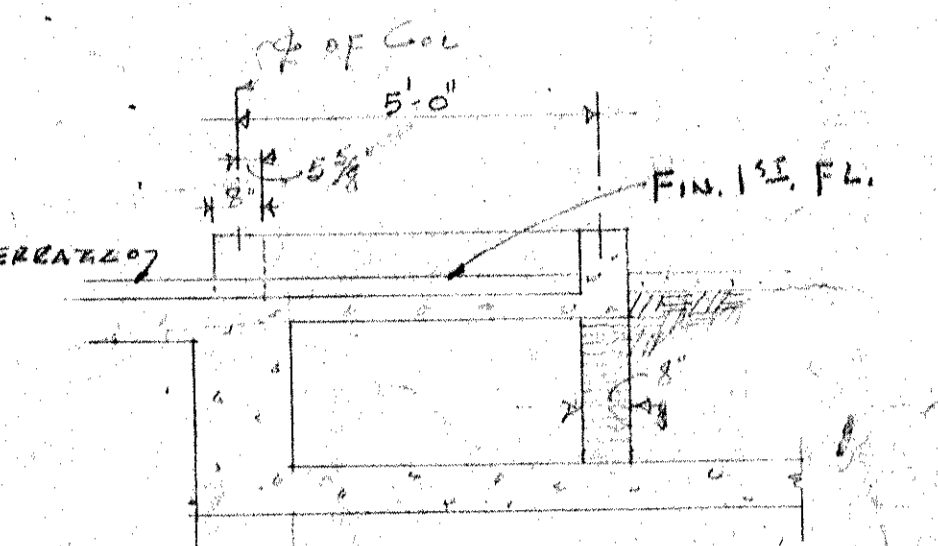
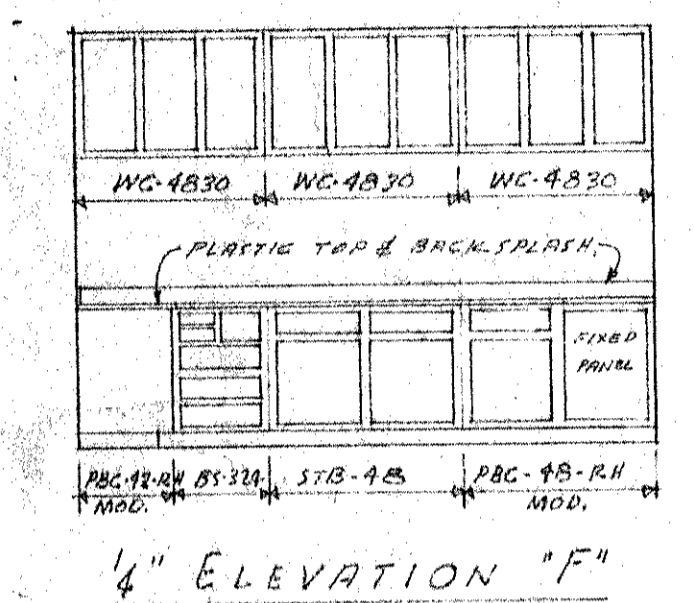
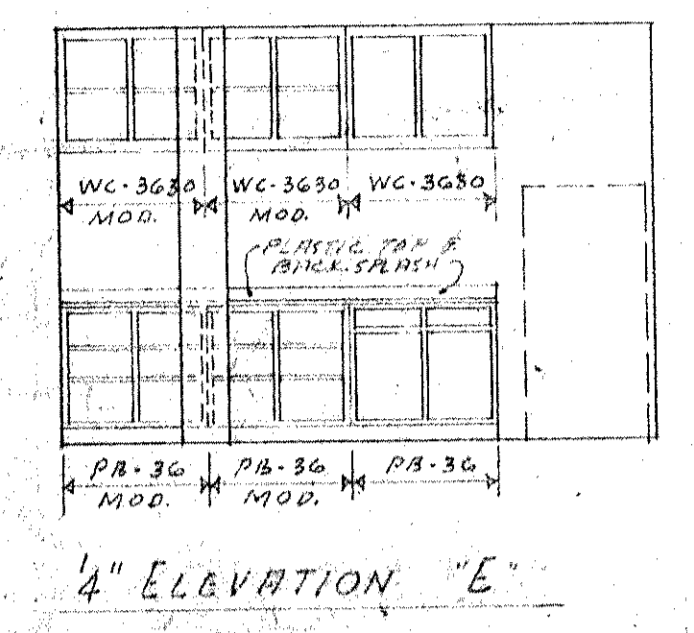
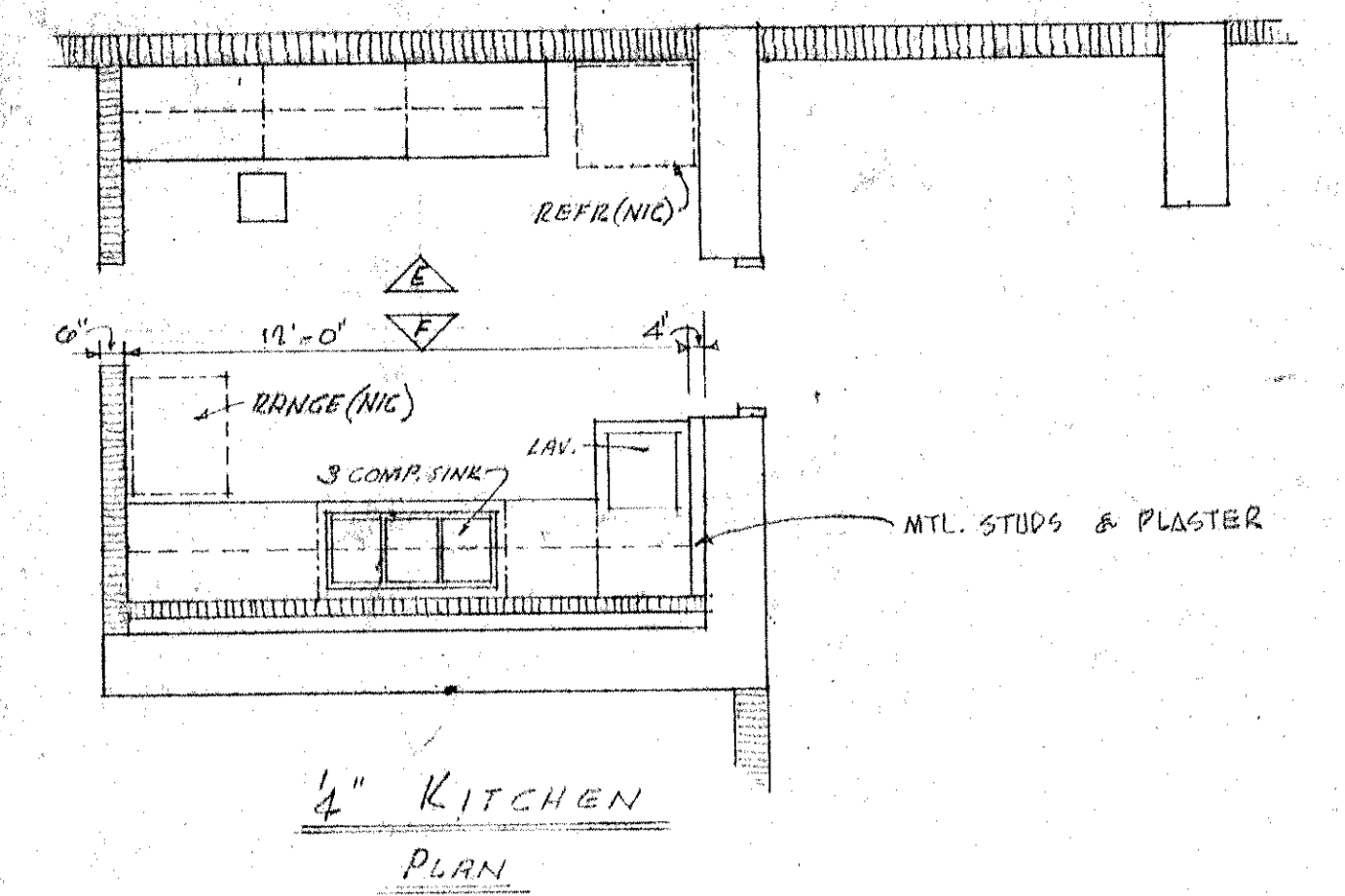
PROJECT
STATE OFFICE BUILDING
COLUMBIA, SOUTH CAROLINA
DATE 11-7-63

SHEET TITLE
SOUTH ELEVATION - & EXT. MARBLE DETAILS
DIVISION ARCHITECTURAL
DRAWING NUMBER 5128-9
SHEET 9 OF 20

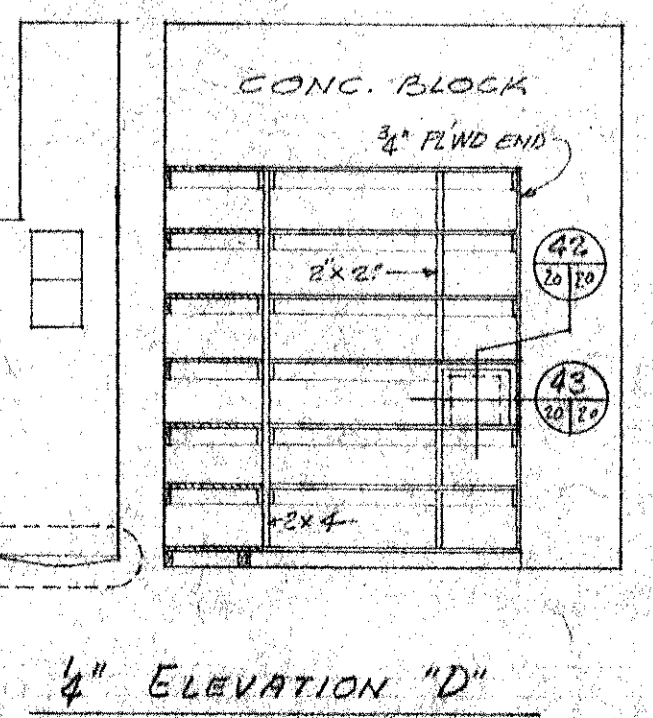
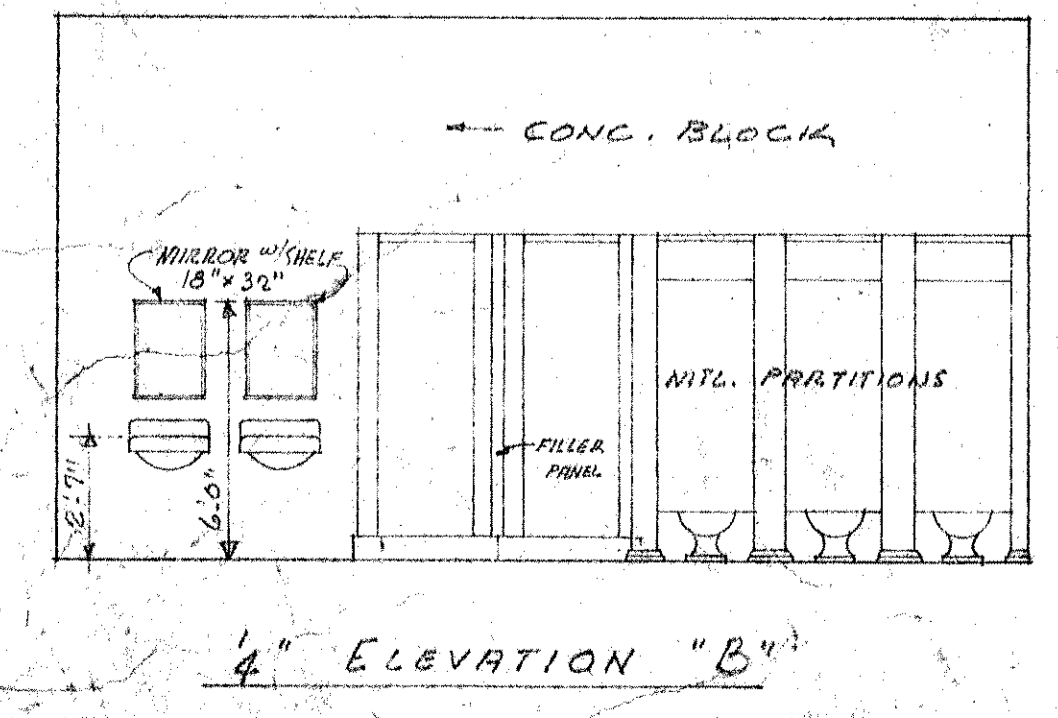
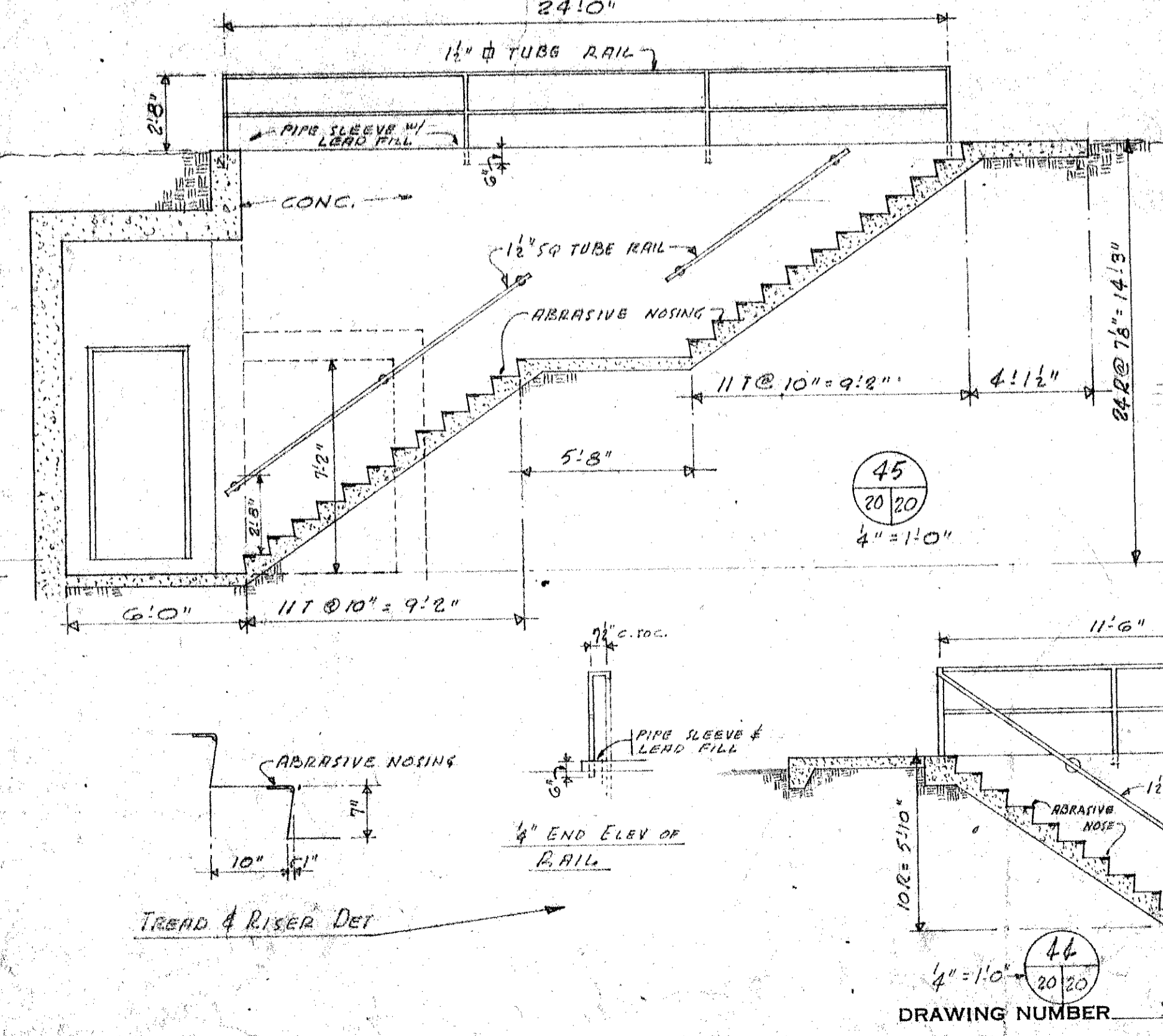
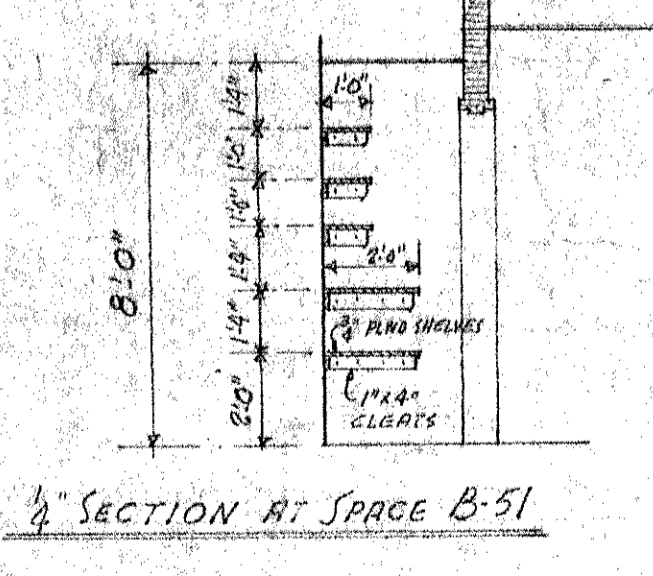
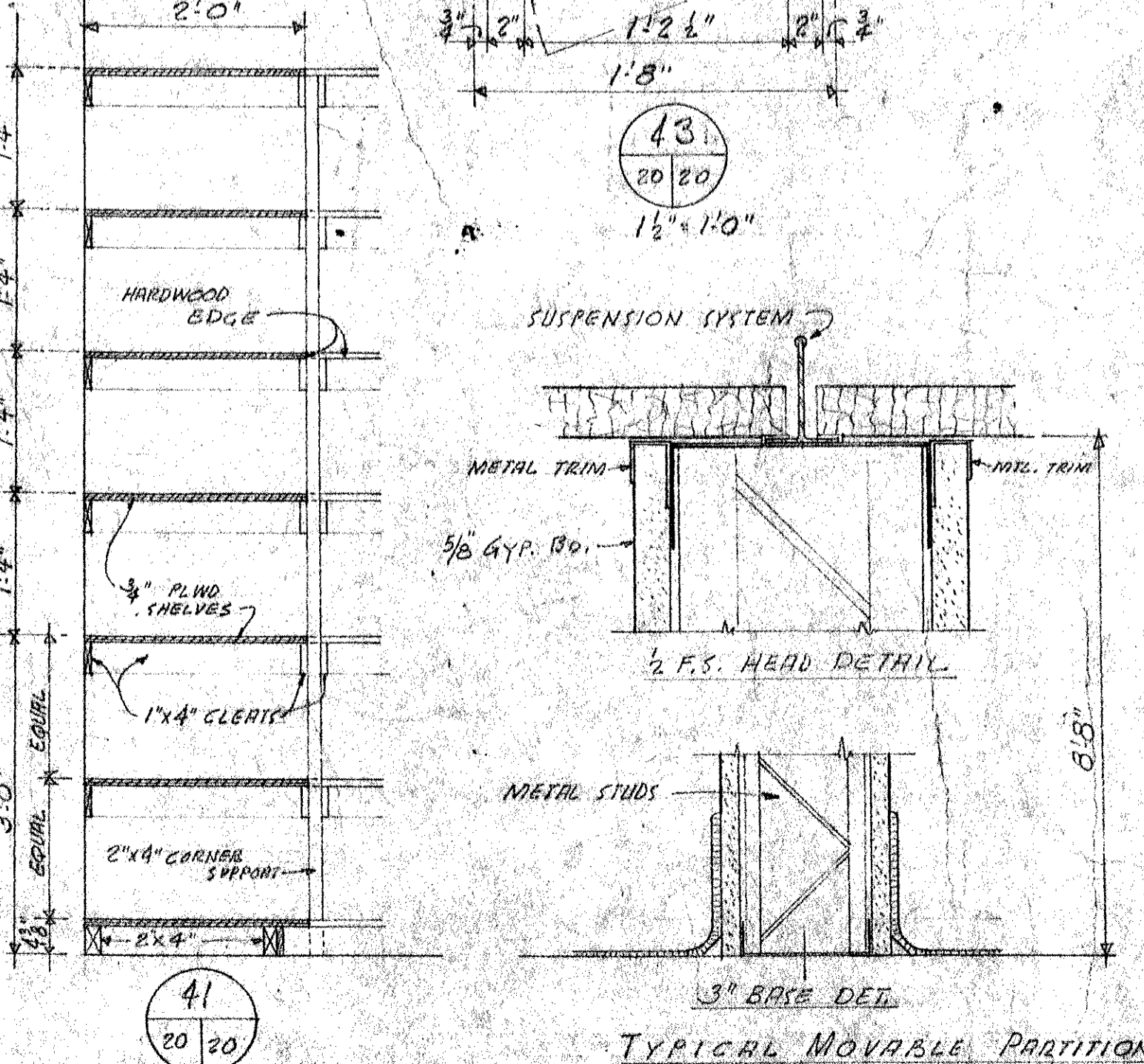
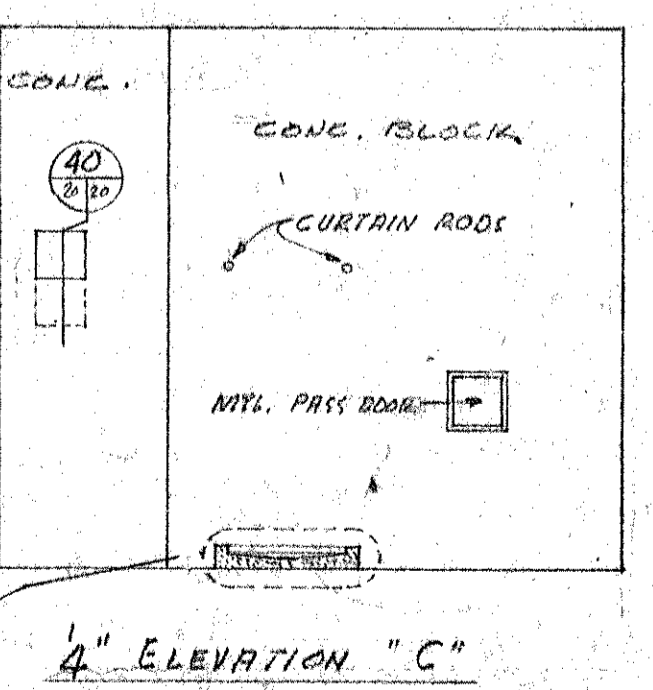
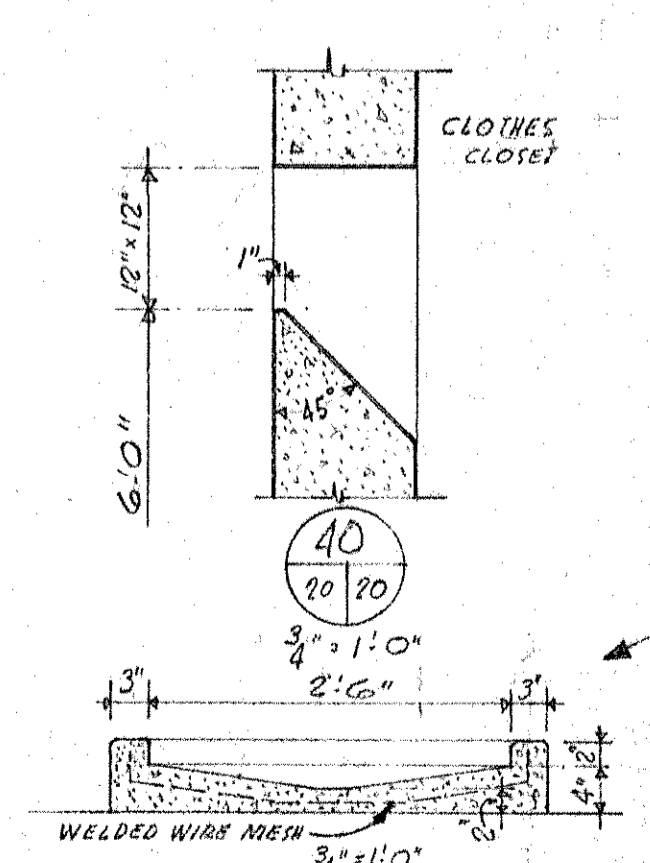
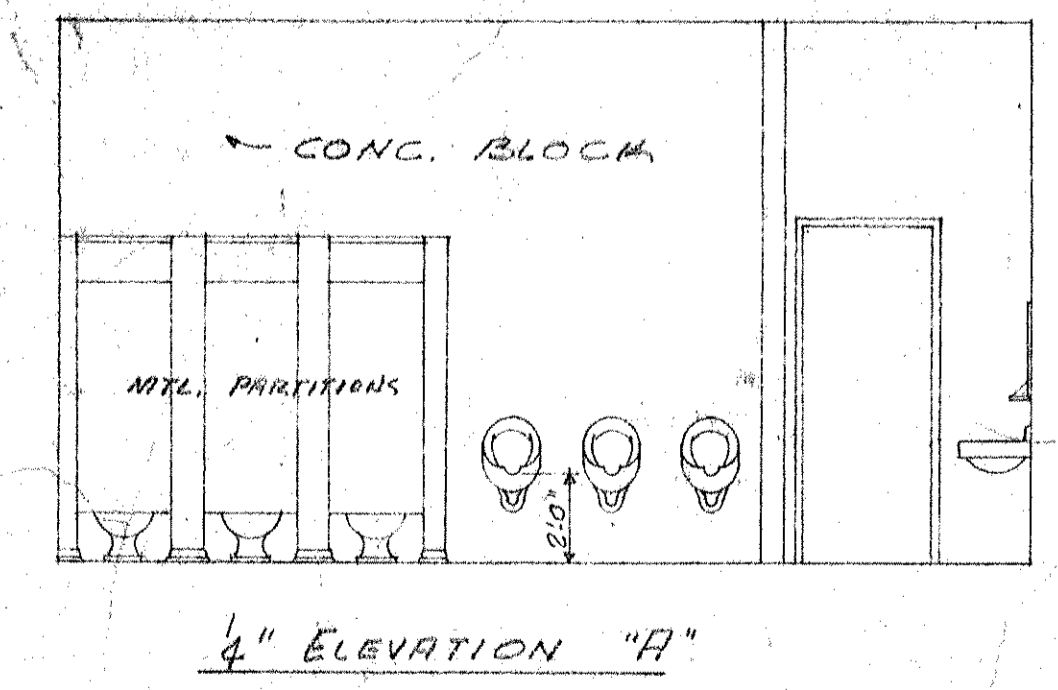



PARTITION LEGEND
 CONCRETE
 CONG. BLOCK
 MOVABLE (MIL. STD. GYP. BD.)

FLOOR PLAN - CIVIL DEFENSE - (ALTERNATE NO. 1)
 1/4" = 1'-0"



AS-BUILT DRAWING
 I hereby certify that all changes from the original drawing, if any, are accurately indicated hereon, and that the installation has been made accordingly.
 SEP 27 1965
 CONGAREE CONSTRUCTION COMPANY
 2830 COLONY FOREST DRIVE
 COLUMBIA, S. C.
 JOHN C. GWINN



REVISIONS	REVISIONS	APPROVALS	PROJECT	SHEET TITLE	SHEET									
LOCATION	DESCRIPTION	DATE	BY	APP.	LOCATION	DESCRIPTION	DATE	BY	APP.	APPROVALS	PROJECT	SHEET TITLE	SHEET	
										F. G. FRANKLIN ROBERT FRENCH, RIA STEPHEN BARNETT, P.I.A. DRAWN BY J/S CHECKED BY FILED	CHIEF ENGINEER PROJECT ARCHITECT ENGINEER ARCHITECTURAL DESIGN	LYLES, BISSETT, CARLISLE & WOLFF ARCHITECTS - ENGINEERS COLUMBIA, S. C. - WASHINGTON, D. C.	STATE OFFICE BUILDING COLUMBIA, SOUTH CAROLINA DATE 11-1-63 FILE NO. S-128 DIVISION ARCHITECTURAL	FLOOR PLAN - CIVIL DEFENSE - ALTERNATE NO. 1 - 20 OF 20